

Farming to Capture Carbon & Address Climate Change Through Building Soil Health

**How Well-Managed Grazing & Continuous Living
Cover Benefit the Climate, Our Waters, Farmers &
Taxpayers Through Improved Soil Health**



A Land Stewardship Project White Paper



**LAND
STEWARDSHIP
PROJECT**

**By George Boody
January 27, 2020**

Table of Contents

Executive Summary.....	1
Section I: Introduction to Soil Health & Managed Rotational Grazing.....	3
II: LSP’s Vision for Building Soil Health.....	5
III: Managed Rotational Grazing with Continuous Living Cover at Scale May Sequester Enough Atmospheric CO2 to Meet Emission Reduction Goals for Agriculture.....	7
IV: Managed Rotational Grazing Benefits Water Quality, Stores Water in Soil, Expands Wildlife Habitat, & Provides Support for Pollinators.....	13
V: Economic Barriers to Adoption of Managed Rotational Grazing/Continuous Living Cover & Emerging Policy Opportunities.....	15
VI: Land Stewardship Project Minnesota State Public Policy Recommendations.....	18
Appendices.....	22
Citations.....	29
List of Figures and Tables	
Figure 1: Soil health-building principles.....	3
Figure 2: Shifting beef systems by 25% to regenerative management with MRG and feed from CLC.....	5
Figure 3: Options to farm with continuous living cover.....	5
Figure 4: Conceptual changes in grazing management related to soil carbon sampling.....	8
Figure 5: Net emissions with farming involving continuous living cover and managed rotational grazing.....	9
Figure 6: A life cycle analysis shows how grass-fed cattle can be a net greenhouse gas sink due to the carbon sequestration potential.....	10
Figure 7: Current and potential Minnesota agricultural greenhouse gas emission and carbon sequestration scenarios for 2017, 2030, and 2050 compared to baseline.....	11
Figure 8: Chippewa 10% Project modeling comparing reductions from shifting corn and soybean acres to perennials, cover crops, or reduced nitrogen fertilizer.....	13
Table 1: Minnesota agricultural greenhouse gas reductions potential by 2030 if continuous living cover and managed rotational grazing were adopted more widely.....	22
Table 2: Current and potential Minnesota agricultural greenhouse gas emissions potential by 2030 and 2050 from three scenarios compared to 2016 baseline emissions.....	23

Acknowledgments

The author wishes to thank Land Stewardship Project staffers Doug Nopar, Shona Snater, Terry VanDerPol, Ben Anderson, Amanda Koehler, Brian DeVore, and Bobby King for reading and providing insightful and critical comments; Marcia DeLonge for authorizing use of the material used to create Figure 2; Richard Teague for sharing Figure 4 and the chart used to create Figure 5; and Paige Stanley et al., for sharing the chart used in Figure 5; Brad Heins for material used to create the sidebar on WCROC; and farmers Mark Erickson, Tom Cotter, Rory Beyer, and Kaleb Anderson for providing material for *Land Stewardship Letter* articles that were excerpted for sidebars. The author met with a number of agency staff and researchers that shared valuable insights. This project would not have been possible without financial assistance of the Walton Family Foundation, Cedar Tree Foundation, and LSP members. Any errors or inaccuracies are the responsibility of the author, George Boody, and conclusions do not necessarily reflect the view of contributors or funders.

Farming to Capture Carbon & Address Climate Change Through Building Soil Health

Executive Summary

Background

Humans must act to reduce greenhouse gas emissions by at least 25% by 2030 to limit global average temperature increases to less than 2 degrees centigrade.¹ Such a reduction may help us avoid the most catastrophic effects on people, especially the poor and those who live in coastal areas, as well as our life support systems on Earth. Along with reducing fossil fuel emissions, one key way to stabilize atmospheric carbon dioxide levels is by sequestering carbon.

Agriculture is currently a major contributor to emissions that impact the climate — accounting for 9% and 24% of U.S. and Minnesota greenhouse gas emissions, respectively.² The good news is that by adopting farming systems that build soil health, agriculture has the potential to sequester significant amounts of carbon and lower greenhouse gas emissions. Many farmers, including farmers in Minnesota, are currently using these practices and showing how this can be done.

Building healthy soil requires the presence of a diversity of plants (and their living roots) on the land via “continuous living cover,” also known as CLC. Examples of continuous living cover systems include cover crops planted between the regular corn-soybean growing seasons, four-year crop rotations that include small grains and a perennial legume, prairie strips in row crops, trees integrated into pastures, agroforestry, rotationally-grazed pastures, and the integration of crops with livestock that are distributed out on the land in a grazing system. Managed rotational grazing (MRG) of ruminant livestock significantly enhances soil health and is the most effective system for managing perennial grasslands and utilizing cover crops.

CLC and MRG, along with reduced tillage, can remove some of the excess carbon dioxide from the atmosphere and store it in soils. By building soil’s organic carbon, more water can be stored in soil, resulting in less runoff, cleaner water, and more resilient crop fields and pastures.³

While many farmers currently use these practices, on average only about 3% of Minnesota cropland is planted to cover crops as continuous living cover in a given year.⁴ With the right public investments, there is room for significant improvement in a short period of time.

Conclusions

The Land Stewardship Project (LSP) has gathered farmer experiences and reviewed the literature related to managed rotational grazing and continuous living cover. We have tabulated how these practices contribute to soil carbon capture, improve water quality, and produce other environmental benefits.

We conclude that:

- ◆ As much as 9% of U.S. greenhouse gas emissions could potentially be offset by shifting 25% of ruminants to well-managed grazing and 25% of cropland to a combination of perennial cover, diverse rotations, and cover crops.⁵
- ◆ Based on similar adoption rates, we show a scenario that would potentially lower Minnesota crop and livestock net greenhouse gas emissions by 30%, compared to 2016 agricultural emissions totals.
- ◆ A recent life cycle assessment study of managed rotational grazing of beef cattle in the Midwest found it produced a net reduction of greenhouse gas emissions. In comparison, a confined feedlot system was a net emitter.⁶

Adopting policies that help farmers build healthy soil would make agriculture a significant part of the solution when it comes to addressing the climate crisis.

In addition, we found:

- ◆ Overall, the lack of cover and diversity in the dominant agricultural system leads to declining soil health.³
- ◆ Integrating continuous living cover and managed rotational grazing could help reduce agricultural nitrogen pollution by up to 45% in surface waters, while capturing rainfall and storing more water.^{5,6}
- ◆ High rates of carbon sequestration have resulted after years of adaptively managed rotational grazing.^{5,10,11}
- ◆ A wide spectrum of farmers are interested in improving soil health as demonstrated by attendance at field days and increasing adoption of cover crops. Individual farmers have seen increases of 3% or more in soil organic matter in five to 20 years by adopting continuous living cover, reduced tillage, and managed rotational grazing.³
- ◆ At least 20% of corn and soybean fields in Minnesota and 26% in the Corn Belt overall can be considered

“marginal,” with consistently low yields resulting in wasted fertilizer and excess greenhouse emissions.⁷

◆ The interests of farmers and ranchers and those people who seek climate mitigation coincide, because healthy soil helps build agricultural resiliency in the face of climate change, reduces costs of production in the long run, and opens optional markets.

Via peer-to-peer learning networks, as well as supportive markets and public policies, farmers and ranchers can be empowered to adopt production systems involving continuous living cover and managed rotational grazing.

Policy Recommendations

Unprecedented market concentration and record low commodity prices have created a crisis for America’s farmers. Current policies are too often skewed against the wider adoption of managed rotational grazing, continuous living cover systems, or a more diverse, soil-building agriculture in general. In addition, our current market infrastructure often undermines production systems that can build healthy soil here in the U.S.

As a result, before agriculture can play a major role in building the kind of soil health that helps society deal with the climate crisis, several policies must be reformed or put in place on the state and federal level:

- A. Fund research on continuous living cover systems and managed rotational grazing, including the Forever Green Initiative at \$10 million per biennium and \$6 million for infrastructure at the University of Minnesota’s organic dairy and grazing research facility at the West Central Research and Outreach Center in Morris.

- B. Make continuous living cover and managed rotational grazing critical components of Minnesota’s climate change efforts, the Green New Deal, and other climate change policy proposals.
- C. Enhance technical assistance and cost-share programs in the federal farm programs and Minnesota state programs to emphasize building soil health through managed rotational grazing and other continuous living cover systems; also limit expansion of large-scale concentrated animal feeding operations (CAFOs).
- D. Enhance markets for products raised by small- and mid-sized farm operations that use managed rotational grazing.
- E. Design a Payment for Ecosystem Services Program at state and federal levels with true cost accounting to help farmers shift marginal fields planted to summer annual crops to perennials and maintain and expand managed rotational grazing.
- F. Modify and reform federal Farm Bill programs and initiatives that promote bigger, monocultural operations at a significant cost to soil health, small- and mid-sized farmers and ranchers, and rural community viability.

In addition to funding the U of M’s Forever Green Initiative and infrastructure at the West Central Research and Outreach Center, the Land Stewardship Project recommends allocating \$8.5 million in funding during the next Minnesota legislative biennium to support getting more continuous living cover and managed rotational grazing established in the state.

Benefits of Building Carbon

Art and Jean Thicke have used managed rotational grazing on their dairy farm in southeastern Minnesota for 35 years. “Grass-based dairying is the best way to farm for the health of the animals, the land, and people,” says Art. “Water, even from a foot of rain, sinks into these hilly soils and doesn’t overfill the pond because there is plenty of carbon and healthy microorganisms in our soils. And our farm, with 90 milking cows, supports two families.” (LSP Photo)



Section I: Introduction to Soil Health & Managed Rotational Grazing

“Livestock are the rock stars of building soil health.” — Justin Morris, soil health expert, NRCS

Building healthy soil helps farmers reduce operating expenses and their farming systems become more resilient when it comes to weather and market volatility. Livestock on the land in well-managed grazing systems build soil health.

A. Soil Health Building

A system of keeping the soil covered, increasing plant diversity, and keeping living roots in the soil all year-long is a form of “continuous living cover” (CLC). Along with minimizing disturbance from tillage and chemicals and including livestock on the land, CLC helps farmers follow the core principles of soil health (Figure 1). These year-round living plant systems can take many forms, from perennial grasses rotationally-grazed by livestock to annual cover crops grown before and/or after the regular cash crop growing season.

Farmers observe soil health when the soil feels spongy, works easily, or may “smell like coffee.” In addition, in a healthy soil a rod can easily be pushed deep, the soil doesn’t pond after a moderate rainfall, soil aggregates show up near plant roots, earthworms are visible, and/or corn stalks or other residues break down from year-to-year. The USDA Natural Resources Conservation Service (NRCS) defines soil health as “...the continued capacity of soil to function as a vital living ecosystem that sustains plants, animals and humans.”¹²

Producing ruminant livestock — beef cattle, dairy cattle, sheep, goats, or others — on the land offers an economic way for farmers and ranchers to utilize perennial grasslands, small grains, cover crops, and other plants in continuous living cover systems that improve soil health.

B. Managed Rotational Grazing & Soil Health

Simply turning ruminants out onto open pasture or rangelands and allowing them to roam at will creates significant problems. This “continuous grazing” system is easier to manage, but can degrade the land through overgrazing while impairing water quality. When compared to well managed grazing, there is less potential profit per acre for livestock producers utilizing continuous grazing.¹³

On the other hand, livestock are particularly good at building soil health and resilient farming systems when they are raised using what’s called “managed rotational grazing” (MRG). When adopted by farmers and ranchers, MRG allows adequate time to rest pastures and grasslands

and can be used to graze cover crops. Ruminants ramp up soil health by eating diverse species of plants (cool and warm season grasses, legumes and forbs) and spreading manure in ways that stimulate soil “livestock.” The grazing action of ruminants stimulates plant root development.¹⁴

Managed rotational grazing is a continuum of stocking density, time in paddocks, and rest before re-grazing. Pastures are divided into smaller paddocks, with animals grouped into one paddock at a time while giving grass time to regrow in others. Timing of rotations is based on adaptive management of grass resources, adequate time for recovery of grasses, weather, and management goals. It is also termed “adaptive multi-paddock grazing,” and in the 2018 Farm Bill is called “advanced rotational grazing.” (See the “Financial Analysis of Grazing Fact Sheet” for more details on this form of grazing.¹⁰²)

These well-managed rotational grazing systems regenerate ecological function and increase species mixes of grasses, forbs, and legumes. Pasture yields increase over time after building soil health and thus soil carbon.

Figure 1: The 5 Principles of Soil Health

- 1) Soil Armor:** “Armoring” the soil with growing plants and plant residue doesn’t just protect it from erosion, but reduces evaporation rates, moderates soil temperatures, reduces compaction, suppresses weeds and provides a habitat for the soil food web’s critters.
- 2) Minimize Soil Disturbance:** Damaging soil disturbance can include: biological disturbance; chemical disturbance, such as over-application of nutrients and pesticides; and physical disturbance, which includes plowing and other forms of tillage.
- 3) Plant Diversity:** Just as biodiversity creates other kinds of healthy ecosystems, a diversity of plants builds a functional soil food web.
- 4) Continuous Living Plants & Roots:** Plants on top and roots underneath 12-months-a-year create a healthy soil ecosystem.
- 5) Livestock Integration:** Animals, plants, and soils have long interacted in a synergistic way to build enough organic matter to make soil self-sustaining. Such integration requires getting livestock out onto the land grazing in a way that nutrients are spread evenly while plants are given balanced periods of disturbance and rest.¹⁰⁶

“It is not the cow or the sow, but the how that matters.” — Livestock farmer Bryan Simon

Renting It Out Right for MRG: A Hilltop View of the Land's Potential

When considering significant changes to the way one farms, there's nothing like a couple acres of convincer, a template for the potential offered up by tapping into the land's ability to build soil health in an economically viable manner utilizing livestock and perennial plants. Mark Erickson points out just such a personal proving ground on a fall day while guiding an old Buick coupe across a pasture in west-central Minnesota's Stevens County.

Beyond a thin line of trees and next to a neighbor's cornfield is a two-acre patch of grass. He explains that fertility-wise, it's probably the best corn ground on the 450 acres of land he farms, but for years he grappled mightily to get it to reach its cropping potential. It was hard to get equipment to that spot and the soil is heavy, making it often too wet to crop. Once it dried up, it was full of ruts. Weeds like cockleburrs were a major headache.

"And when I planted that into grass, it went from the worst spot on the farm, the biggest headache, to the best," recalls Erickson. By grazing beef cattle on that two-acre patch, he calculates it went from a \$300 suck on the farm's finances, to a \$500 benefit.



On a day in late September, beef producer Mark Erickson moved cattle on land he rents in west-central Minnesota. He is shown here moving portable interior fencing to open a new paddock on rented land. "I think it's important to talk about what the future of the land is, and what the value of it is to children and grandchildren," he says. (LSP Photo)

This and other experiences with grass farming won Erickson over, but since he rents the 450 acres of what makes up Boss Ridge Ranch from four different landowners, he doesn't have the final say on how the land is managed. He regularly talks to the landowners about how when a certain farming practice improves soil health, everything follows, from improved resiliency of the land to guaranteeing Erickson and his family can remain economically viable enough to steward those acres long into the future.

"I think it's important to talk about what the future of the land is, and what the value of it is to children and grandchildren, and how you can make a system that will fit something other than just be all big farms," says Erickson. "Is there a value to that, is there a value to returning the soil to the organic matter standards it used to be?"

One day, he took his landlords on a tour of the land he rents from them, and asked them to imagine it all planted to grass. They liked the idea, and Mark hasn't raised row crops on those acres since. He has built up a cow-calf herd of Scottish Highlands crossed with Black Angus. Erickson has as many as 320 animals grazing on 450 acres and finishes cattle on grass, direct marketing the beef as well as selling through the Thousand Hills Cattle Company.

Erickson has built his organic matter levels from around 3 percent to, in some cases, 6 percent, and that's paid off in more productive paddocks and better water infiltration. On a recent fall day when neighboring farmers were idled from corn harvest by heavy rains, the grazer was able to drive his coupe out into his pastures to move cattle without getting stuck.

"The infiltration here is mind-boggling," says Erickson. "We got four inches of rain in July and normally that would have drowned out whatever crop I had out there. After that rain, there was not a drop of water in any bottom ground here."¹⁵

Section II: The Land Stewardship Project's Vision for Building Soil Health

We can build soil health and support family farmers by empowering them to shift marginal row cropland to working lands perennial systems, incorporating continuous living cover in remaining row croplands, and using managed rotational grazing with ruminants.

A shift of 25% of cropland and pastures to continuous living cover by 2030 in a way that integrates managed rotational grazing is depicted in Figure 2.

This could include shifting:

- 20% of Minnesota's marginal cropland (26% in the Upper Midwest) to perennial systems, which could reduce greenhouse gas emissions and sequester carbon.^{16,17}
- 25% of existing pasture and grassland acres on private, state, and federally owned grasslands from continuous grazing to MRG in the Upper Midwest.^{16,17}
- Summer annual row crops to include cover crops on at least 25% of the best row cropland.^{18,19}
- More production to grass-finished beef and pasture-based dairy farms.

Twenty percent of corn and soybean acres in

There are multiple continuous living cover options for marginal and good row cropland, shown in Figure 3. Agroforestry, longer rotations, and prairie strips are options for including perennials. Adding cover crops in row crops also adds continuous living cover. Re-integrating livestock in existing operations or establishing new grazing farms are also possibilities.

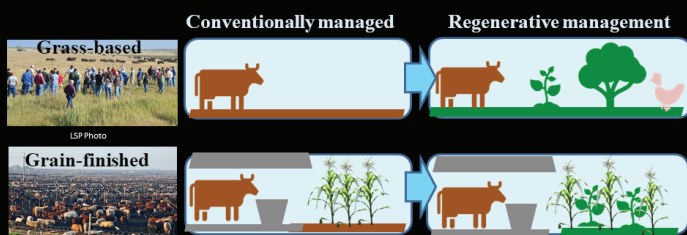
For example, 25% of the marginal parcels planted to corn and soybeans in Minnesota's Chippewa River watershed are large enough at 40 acres to make contract grazing on fields converted to pastures a more viable option.²⁰ Contract grazing of cover crops and pastures is one way for these acres to be utilized when landowners do not have livestock of their own.

Preserving the beauty of rural landscapes that are managed with diverse farming and ranching systems well-suited to the particulars of the ecology, topography, geology, and human history of a region is vital. Vibrant economies with living wage jobs, community-based food enterprises, and other businesses are needed to attract young people to rural communities.

Achieving these outcomes requires conditions that enable more small- and medium-sized farmers or ranchers, including women, people of color, veterans, and Indian tribal members, to raise crops and livestock on the land in diverse farming systems. Pasture-based dairying, grazing heifers, and grass-finished beef could make economic use of more living cover.

Figure 2: Shifting beef systems by 25% to regenerative management with managed rotational grazing (MRG) and feed from continuous living cover (CLC)

Shift of 25% Beef to Regenerative Management



(Adapted from DeLonge, 2017. *Reintegrating Land and Livestock*, Union of Concerned Scientists, citation 16)

Figure 3: Options to farm with continuous living cover



Minnesota, and on average 26% of acres in the Upper Midwest, are marginal (they consistently produce low yields of corn or soybeans, no matter what the weather circumstances or how much fertility is added). This results in hundreds of millions of dollars in lost fertilizer costs, with corresponding annual greenhouse gas emissions of 6.8 million metric tons across the Midwest.⁷ Assisting farmers in shifting these marginal acres to perennial-based working land systems or longer crop rotations with perennials would benefit them financially and build soil health.

More stewards achieve greater stewardship — Wes Jackson and Wendell Berry call this the “eyes-to-acres-ratio,” such that management is “adapted to local ecosystems, topographies, soils, economies, problems, and needs.” We need more, not fewer, small- to medium-sized farmers.²¹

Carbon’s Crisis Management Potential

Tom Cotter, along with his wife Alma, farms near the Cedar River outside of Austin, Minn. He integrates summer annual crops such as corn and soybeans, cover crops, and livestock production via managed rotational grazing to build organic matter in his fields. Sometimes he integrates all those practices in one field during the same growing season. “How many farmers can say they get three acres out of one acre? Every acre I have, I’m double-dipping—getting multiple enterprises. This is a way to deal with an economic storm,” Cotter said at a field day in July 2019.

The increased organic matter from incorporating continuous living cover through cover crops and managed rotational grazing reduces the need for chemical inputs, while breaking up weed cycles. One field in 2019 was planted to a cocktail cover crop mix of sorghum-sudangrass, brassicas, peas, rye grass, sunflowers, vetch, clover, millet, and oats. He hayed it early in the season, and planned to divide the 20-acre field into eight paddocks to graze it during late summer. He planned to plant winter rye in the fall and harvest that in 2020 for seed, followed by a legume in preparation for organic corn in 2021. Using covers and grazing improves the farm’s ability to manage precipitation, all while increasing fertility and sequestering carbon. “Capturing water, capturing carbon — I know if I get those two things, I will get a pretty good crop,” said Cotter.¹⁰³



Tom Cotter described the role soil health practices like cover-cropping and managed rotational grazing play in keeping his farm economically and environmentally resilient. Shown here is a soybean field where an annual cover crop from the previous winter is serving as a mulch between the rows. “Capturing water, capturing carbon — I know if I get those two things, I will get a pretty good crop,” said Cotter. (LSP Photo).

Section III: Managed Rotational Grazing Coupled with Continuous Living Cover at Scale May Sequester Enough Atmospheric CO₂ to Meet Emission Reduction Goals for Agriculture

25% adoption of managed rotational grazing and continuous living cover in croplands could potentially reduce:

- ◆ U.S. greenhouse gas emissions by 9% ◆
- ◆ Minnesota's crop & livestock greenhouse gas emissions by 30% ◆

Now is the time to find ways to empower farmers to adopt the best soil health improving innovations that fit their management systems and goals, build soil, and also sequester carbon in the soil.

Agricultural systems, including those coupled with managed rotational grazing, can play a critical role in addressing climate change. That was an assessment of those gathered at a 2017 international conference in Paris, attended by the Land Stewardship Project. The conference included scientists and farmers, as well as government officials and leaders from the Global South and Organization for Cooperation and Economic Development countries.

Attendees concluded that we know enough to be able to say that improved soil health can make a significant contribution to reducing atmospheric greenhouse gas emissions and sequestering carbon, while providing greater food security for the future. There was agreement that soil health is improved in agricultural systems by integrating continuous living cover through cover crops, perennials, and agroforestry, while enhancing management of ruminant livestock on the land with managed rotational grazing, composting of manure, and restoration of degraded lands. Reduced tillage of cropland is also a key component of this strategy.²²

A. Farmers increase soil organic matter with continuous living cover systems & MRG.

Innovative farmers in Minnesota, the Midwest, the U.S. and around the world are showing that they can put in place systems to adapt to extreme weather that's already being caused by climate change. These systems can also help farmers who want to step off the technological treadmill that continually increases farmers' cost of production when using high-priced inputs.

For example, Gabe and Shelley Brown and son Paul increased soil organic matter on their 5,000 acres of crop and rangeland from an average of 2% to 6% over a span of

20 years. They farm in a northern temperate area of North Dakota that receives low rainfall amounts (approximately 18 inches annually). The Browns increased water infiltration from 1.5 inches an hour to 8 inches an hour, while eliminating use of synthetic fertilizer and reducing herbicide use. The carrying capacity of cattle on their 5,000-acre operation increased from 65 cow-calf pairs to 350 pairs (plus yearlings and grass-finished cattle).²³

B. Soil carbon monitoring shows the potential for high rates of soil carbon accumulation under managed rotational grazing.

Soil carbon accumulation rates were found as high as 3.6 short tons per acre, per year (st C/ac/yr) in a study by Machmuller et al. on land shifted from cropping to fertilized pastures and managed with managed rotational grazing (MRG).²⁴ Stanley et al. measured soil carbon increases of 1.6 st C/ac/yr over four years with managed rotational grazing that utilized high stocking densities.³ Teague et al. measured a 45% increase in soil organic matter from MRG (which he and others describe as adaptive multi-paddock grazing) compared to heavy continuous grazing on nine Texas ranches located in tallgrass rangelands.⁹

(See box on page 12 for explanation of calculations.)

Estimates of the amount of carbon that can be stored in soil using a variety of grazing systems still vary widely.²⁵ A review of 50 grazing studies found increases from improved grassland management of 0.13 st C/ac/yr.¹⁰ This was similar to the previous review by Conant et al. Project Drawdown estimates a rate of 0.28 st C/ac/yr for well-managed grazing.²⁷ These estimates of grazing's ability to sequester carbon are lower than those measured by several researchers who specifically study MRG.



Farmers have the ability to increase organic carbon levels in their soils. (LSP Photo)

Stepping Up the Soil Health Game in Minnesota

Southeastern Minnesota farmer Rory Beyer was troubled by the erosion he saw on his family's land in 2008. In all, 17 inches of rain was dumped on the area in under 24 hours. "So, there was massive washing of soil," he recalls.

Beyer decided he needed to find a better way to keep his fields covered year-round to protect the land, or he wouldn't have any topsoil left to plant crops in. About seven years ago, he started growing cover crops before and after his regular corn growing season. Beyer also uses managed rotational grazing of perennial pastures and cover crops to produce milk and beef.

It has paid off: a recent six-inch rainstorm caused devastating erosion in his neighborhood, but Beyer's soil remained in place. It isn't just the soil's surface that has benefited from his use of continuous living cover. All those living roots have helped build soil organic matter. In one of Beyer's fields, organic matter increased from 1.7 percent to 4.4 percent in approximately seven years.²



Rory Beyer (left) has used continuous living cover to build soil health and protect the land's surface. (LSP Photo)

Richard Teague reasons that low measurements or modeling estimates result from the following (see Figure 4):²⁸

- ◆ Studies often sample the more typical heavy continuous grazing systems, not MRG.
- ◆ Studies may have employed a rigid rotational grazing system that moves cows on a calendar schedule, instead of adapting to grass conditions in a way that builds healthy pastures.
- ◆ Small plot-based studies may not provide the management flexibility that an actual ranch or farm operation would have to respond to varying conditions.
- ◆ Rotational grazing studies may have looked at conversion early in the cycle without considering time for management to build soil health in a way that creates well-functioning pasture or range agroecosystems.
- ◆ Light continuous grazing performs similarly to MRG in some studies, so that comparisons won't necessarily

yield changes.

- ◆ Measurements have often been taken only in the top layers of soil.

C. Modeling shows high potential for net greenhouse gas reduction via MRG and continuous living cover systems.

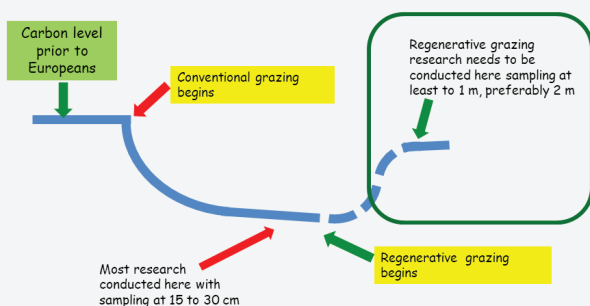
- A team of researchers from the USDA, Iowa State University, Texas A & M University, Ohio State University, and Michigan State University, among other institutions, collected years of peer-reviewed research and compared the relative contributions of greenhouse gas emissions from dominant and continuous living cover-based systems.

Estimates included emissions from the production systems used to grow grain for feed, as well as soil erosion. Notably, simply halving the number of ruminants netted very small reductions in emissions because soil erosion, fertilizer use, and cropping practices have a much greater impact than ruminant livestock numbers.⁴

One scenario shifted: (a) 25% of ruminant livestock to managed rotational grazing and (b) 25% of crop production to conservation cropping systems with more continuous living cover. This scenario resulted in an annual net reduction (related greenhouse gas emissions minus carbon sequestration) equivalent to all of 2016 U.S. agriculture greenhouse gas emissions for methane and nitrous oxides.⁷ A carbon sequestration rate of 1.35 st C/ac/yr, found in field studies, was used to calculate sequestration from MRG and conservation cropping

Figure 4: Conceptual changes in grazing management related to soil carbon sampling

Soil Carbon Changes with Human Management



(From Richard Teague, 2017, citation 28)

systems. Under this scenario, soil erosion was reduced by 50%, reducing CO₂ losses to the atmosphere.

- Higher protein in grass from improved pasture management under MRG has been estimated to reduce enteric methane emissions by 30%.²⁹ Wang et al. in that life cycle assessment concluded that "...cow-calf farms converting from heavy continuous grazing to [managed rotational grazing] or light continuous grazing in the (Southern Great Plains) region are likely net carbon sinks."²⁹ Similar estimates have been made for Midwestern systems.³⁰
- Managed rotational grazing in a silvopasture setting (with trees) could, according to Project Drawdown, increase sequestration to 2.2 st C/ac/yr.³¹ Adding compost or biochar may further increase carbon sequestration rates in grazing systems.³²
- Fifteen NRCS practices for continuous living cover and reduced tillage were applied to 70% of cropland and three prescribed grazing practices on 25% of pasture and rangeland by Chambers et al.¹⁷ By 2050, the carbon sequestration estimated to a depth of eight inches was projected to lead to a net reduction of approximately 4% of 2013 U.S. greenhouse gas emissions (or about half of agricultural emissions). Rates of atmospheric benefits for cover crops were up to 0.1 st C/ac/yr and for prescribed grazing were up to 0.2 st C/ac/yr.
- Globally, regenerative cropping and grazing systems that build soil health, along with restoring degraded lands, could potentially reduce 2015 global greenhouse gas emissions by 8%, according to Paustian et al.³²

D. Production for livestock and direct human food in continuous living cover cropping systems reduces greenhouse gas emissions and improves soil health.

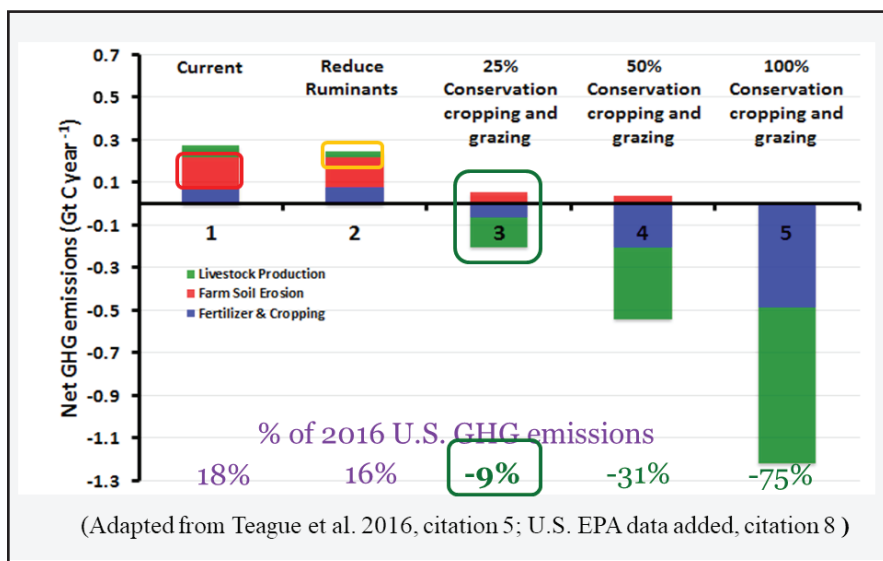
Carbon sequestration rates for cover crops were found to be 0.54 st C/ac/yr by Olson et al. with no-till, and estimated by the Sustainable Agriculture Research and Education Program to be as high as 1 st C/ac/yr.^{34,35} Composting manure as a fertilizer for crop rotations in organic systems can result in carbon sequestration rates of up to 1 st C/ac/yr³⁶ and cut energy use by 20%.³⁷ Project Drawdown estimates 0.28 st C/ac/yr sequestration and 0.10 short tons per acre per year of avoided greenhouse gas emissions for cover crops and reduced tillage systems in temperate/boreal humid areas.³⁸

In one life cycle assessment, keeping cows outdoors in Pennsylvania lowered total greenhouse gas emissions by 10% compared to a full confinement operation. When fields were converted to grass from grain crops, sequestration went from zero to 1.7 st C/ac/yr. Production per cow was much lower, but total milk protein and fat were similar.³³ Methane digesters are sometimes used in large CAFOs, but do not change soil health practices on fields. They are hard to manage and expensive to install.¹⁰⁸

E. Expanding grazing under solar collectors captures solar energy twice.

Dairy cattle are grazing underneath solar collectors at the University of Minnesota's West Central Research and Outreach Center.³⁹ The collectors were mounted on 8-foot pylons to allow for the cattle to move around underneath. This system not only produces solar electricity without displacing working farmland, but provides shade for the cattle. Sheep also graze pollinator-friendly prairie habitat under solar collectors here and in other countries.⁴⁰ Such systems provide great opportunities for providing multiple eco-services while reducing a live-stock farm's carbon footprint.

Figure 5: Net emissions with farming involving continuous living cover and managed rotational grazing



F. A life cycle assessment shows net greenhouse gas reductions from managed rotational grazing of beef.

A life cycle assessment (LCA), is a common approach to GHG emissions accounting. Stanley et al. used on-farm data from Michigan State University's AgBioResearch Lake City Center. They utilized MRG (which they term adaptive multi-paddock grazing) with high stocking density and longer pasture rest periods to evaluate greenhouse gas emissions compared with feedlot finishing. Emissions estimates included assessments of the contribution of enteric methane, feed production, mineral supplement manufacture, soil erosion,

manure handling, on-farm energy use, and transportation. The carbon sink potential from sequestration was evaluated. A four-year sequestration rate of 1.6 st C/ac/yr from the MRG fields was measured.⁵ By contrast, Pelletier et al. used a rate of 0.05 st C/ac/yr for MRG in their LCA study.⁴¹

Greenhouse gas emissions per hundredweight (CW) of meat production were higher for MRG (see left side of Figure 6). However, when soil carbon sequestration potential was considered, there was a net reduction of emissions due to the increase in soil carbon (see right side of Figure 6). On-farm gas measurements of methane reduced the enteric methane footprint of grazing by 19% compared to the Inter-governmental Panel on Climate Change default method.

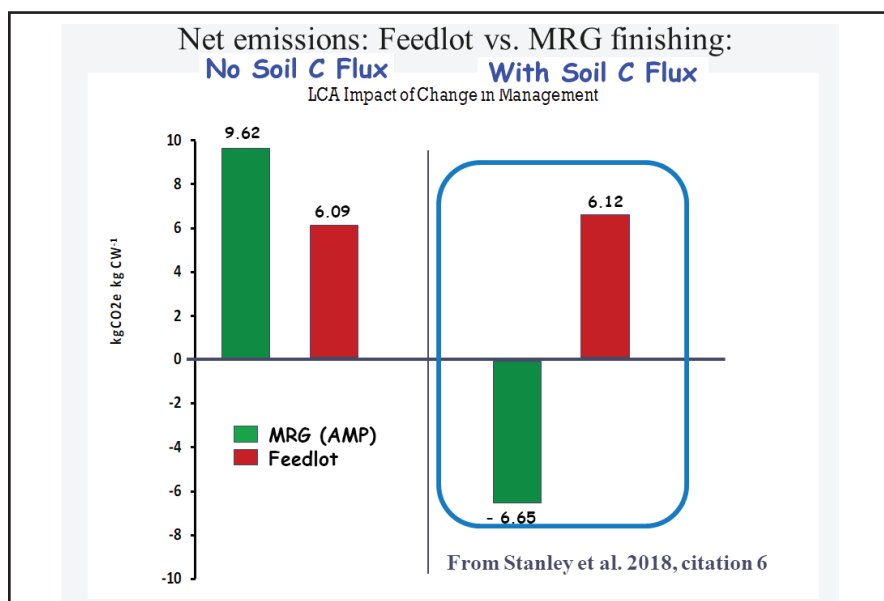


Figure 6: A life cycle analysis comparing feedlot beef with grass-finishing in a managed rotational grazing system with higher stocking densities (also known as “adaptive multi-paddock grazing” or AMP) at Michigan State University shows how grass-fed cattle can be a net greenhouse gas sink due to the carbon sequestration potential.

G. Include managed rotational grazing in Minnesota’s Next Generation Energy Strategies.

Agriculture in Minnesota is estimated to contribute 26% of Minnesota’s greenhouse gas emissions — the third largest contributor.⁸ The Minnesota Board of Water and Soil Resources estimates greenhouse gas emission reductions of 330,000 short tons of CO₂e per year on 500,000 acres of

land that was exposed to conservation practices. That report listed ways to include more living cover on the land in the form of perennials, winter annual cover crops, conservation crop rotations and reduced tillage, but makes no mention of MRG.⁴² The Minnesota Agricultural Water Quality Certification Program has enrolled a similar number of acres in conservation practices.⁴³

The Center for Climate Strategies in 2015 used average rates for Minnesota at 0.23 st C/ac for the first five years after converting to grazing. Subsequent years (10-20) were estimated at only 0.08 st C/ac. They then assumed that only 20% of those acres would stay in grazing permanently.⁴⁴ A similar approach was used for cover crops.

COMET-Farm, used by NRCS and other agencies to estimate carbon sequestration, adjusts rates for prescribed grazing and other practices depending on field parameters such as data from available studies, field soil type, local weather, stocking rates, grazing and rest periods, and start and end dates, according to Ryan Anderson at Nori. COMET-Farm Planner (pre-2019) carbon sequestration rates for utilizing grazing were listed conservatively at 0.08 st C/ac/yr for the humid/moist areas and less for dry/semiarid areas.⁹

In 2019, the Minnesota Pollution Control Agency (MPCA) published *Greenhouse Gas Reduction Potential of Agricultural Best Management Practices*. It defines rates for carbon sequestration and avoided greenhouse gas emissions from converting corn-soybean crops to: longer rotations, grasslands, utilizing winter cover crops, and other practices such as moving to no-till.⁴⁵

Their rates assume carbon storage for up to 20 years. However, one ton of carbon sequestration must remain in storage for 52 years to offset one ton of CO₂e fossil fuel emissions. Thus rates are lowered by 60%, unless longer-term storage in permanent

grasslands is assumed. The analysis does not include rates for carbon sequestration or avoided emissions for grazing, due to uncertainty.

When considering agriculture’s potential to sequester carbon, the Land Stewardship Project recommends inclusion of MRG in continuous grassland and CLC systems that involve, for example, utilizing multi-species cover crops with no-till. A tiered approach is shown in Table 1

Nancy Matsumoto interviewed Stanley and wrote: “Many of these studies have prioritized efficiency — high-energy feed, smaller land footprint — as a way of reducing greenhouse gas emissions. The larger the animal and the shorter its life, the lower its footprint.” But Stanley added, “We’re learning that there are other dimensions: soil health, carbon, and landscape health. Separating them is doing us a disservice.”⁴⁵

in Appendix A, and is compared to MPCA's rates. Scenarios include acreages of marginal row crop fields (20% of Minnesota corn and soybean acreage) shifted to perennial crops, some with MRG. Cover crop adoption on 25% of the remaining higher quality corn and soybean fields is included, along with estimates for other conservation practices.

LSP's spreadsheet-based analysis (Table 2 in Appendix A) is used to calculate potential reductions in net agricultural greenhouse gas emissions compared to the baseline of 2016. Agricultural emissions, not including forests, increased from 2005 to 2016; therefore, 2016 is used as the baseline.

Table 2 includes scenarios for sequestration/avoided emissions using acreage for cover crops, conservation tillage, pastureland, and land in corn and soybeans from the 2017 U.S. Agricultural Census.^{46, 47} Total grassland estimates for Minnesota are from the 2010 National Resources Inventory.⁴⁸ Estimates for land enrolled in the Conservation Reserve Program are from the Minnesota Department of Natural Resources.⁴⁹

Reductions in net greenhouse gas emissions resulting from a shift from corn and soybeans or from continuous grazing to managed rotational grazing are shown in Figure 7, which is drawn from Tables 1 and 2.

Although farmers are improving soil health, carbon sequestration from current conservation practices is insufficient to help meet state goals.

Two scenarios using higher carbon sequestration rates already described in this section for managed rotational

grazing, cover crops with no-till, and longer rotations⁵⁰ are compared to 2016 baseline agricultural emissions and current practices.

Shifts toward CLC, including MRG, on 25% of acres might achieve a 30% reduction in emissions from agriculture.

Such changes would contribute significantly to meeting the 2025 milestone, albeit perhaps in 2030 or later, for the Minnesota Next Generation Energy Act. Minnesota is currently falling behind schedule in meeting the 2025 milestone, despite advances in the energy sector.

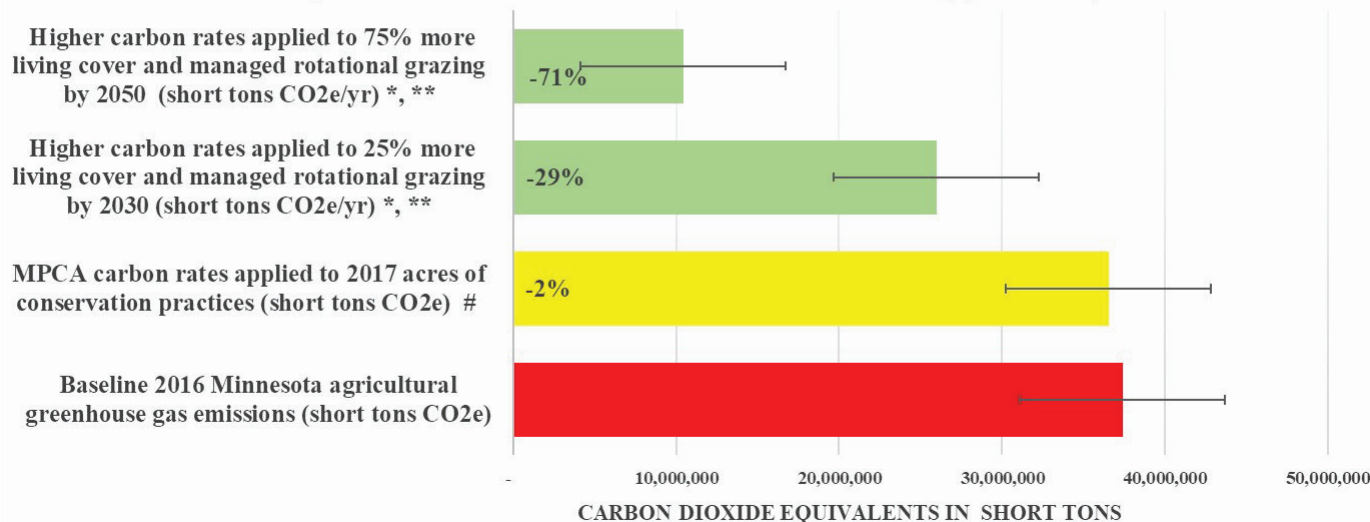
Minnesota's Next Generation Energy Act set a goal of 80% reduction in emissions by 2050. Figure 7 indicates that an 80% reduction in the agriculture sector's emissions would likely require widespread adoption of CLC and MRG systems, as well as other reductions from the sector.

LSP recommends that the Minnesota Pollution Control Agency include a second tier for higher carbon sequestration potential from continuous living cover and managed rotational grazing. In the policy recommendations, we suggest convening a panel and identifying people who use and research the best managed rotational grazing and continuous living cover systems to help the agency set those rates. Further analysis with process models will be useful.

Meeting state goals will necessitate encouraging and assisting farmers to adopt the most effective soil health improving systems and keeping continuous living cover and/or managed rotational grazing in place for decades.

Figure 7: Current and potential Minnesota agricultural greenhouse gas emission and carbon sequestration scenarios for 2017, 2030 and 2050 compared to baseline.

(This chart is based on Table 1 and Table 2 in Appendix A.)



WCROC Dairy Grazing Research Involving Cover Crops & Solar Panels

Dairy scientist Brad Heins leads a team of staff and students who conduct research with the 120 certified organic dairy cattle at the University of Minnesota's West Central Research and Outreach Center (WCROC) in Morris. WCROC seeks to provide practical, innovative solutions for those looking to raise organic dairy herds on pasture. Research is conducted on forage quality, crossbreeding to find the most profitable mix on pasture, and other aspects of production. The genetic composition of the herd is 40 percent Holstein, and 60 percent crossbreds consisting of Jersey, Swedish Red, Montbéliarde, and Normande, among others. Addressing in-breeding is a growing concern in the U.S. dairy herd.

Solar shading for dairy cows is being researched to determine how cows and grass perform under solar collectors. Heins is showing it is possible to capture solar energy from collectors and grass at the same time.

In addition, a type of intermediate wheatgrass called Kernza is being studied as a good fit for potential grazing. "If we go out and clip Kernza by hand, it can improve the yields," Heins says. "Our thought was maybe we could sort of mimic that clipping with livestock and get some benefits there, as well."

As a perennial crop, Kernza can grow two to three years without any sort of tillage. That makes Kernza a potential cover crop that will hold valuable soil in place all winter long. Breeding programs through the University of Minnesota's Forever Green Initiative and the Kansas-based Land Institute have been able to increase Kernza's grain yield by 5-10 percent per year — that's an astoundingly quick pace given the use of traditional plant breeding methods.

"We've been looking at it from a 'dual-use' type system, where we can graze it, get some forage off the land for livestock, and also harvest the Kernza for grain, and maybe get some straw off the land," Heins says.^{52, 53, 54}



Calculations in Climate Change and Soil Carbon

The metric system is generally used in calculating climate change scenarios. A metric ton (Mt) weighs 1,000 kilograms or 2,204.6 pounds. A gigaton (Gt) is a billion metric tons. A hectare (ha) is 2.47 acres. Carbon dioxide (CO₂) is the primary greenhouse gas. All other greenhouse gases are converted to carbon dioxide equivalents (CO₂e). A molecule of CO₂ contains 27.29% carbon (C). One part per million of CO₂ in the atmosphere contains 2.126 Gt of carbon.

A common metric for rate of soil carbon sequestration is metric ton of carbon per hectare, per year, or Mt C/ha/yr.

In this paper, metric units are converted to short tons of carbon per acre, per yr (st C/ac/yr): 1 Mt C/ha/yr = 0.45 st C/ac/yr.

Section IV: Managed Rotational Grazing Benefits Water Quality, Stores Water in Soil, Expands Wildlife Habitat, & Provides Support for Pollinators

“If we want soils to be more resilient to events like drought and intense rainfall, we need to regenerate organic matter. We need to take a long view and take care of our soils, making poorer soils into better soils and keeping good soils good.” — soil scientist Jerry Hatfield

The Minnesota River Sediment Reduction Strategy called for reducing sediment loads by 50% by 2030, along with reducing the two-year annual peak water flow rates by 25% by 2030.⁵⁵ An MPCA study found that a 20% shift from row crops to perennials and cover crops, along with improved water holding capacity beyond those acres, could achieve a 40% to 60% reduction of total suspended solids in the Minnesota River Basin.⁵⁶ This is consistent with other studies.^{57, 58}

The effects of integrating cover crops into row crop systems are also included in the Minnesota, Iowa, and Illinois nutrient reduction strategies.^{59, 60, 61} Grazing is specifically identified as a positive land use practice in the Iowa strategy. When it comes to water quality, progress toward milestones has been slow in each state.

In *Beyond The Status Quo: 2015 EQB Water Policy Report*, the Minnesota Environmental Quality Board (EQB) included a goal to “Increase and Maintain Living Cover Across Watersheds.” Perennial plant systems such as hay and pasture grass, cover crops, native grassland species, wetlands, forests, and reduced tillage were identified as options for increasing living cover across watersheds. Enhancing markets for grass-fed meat and dairy, along with developing markets for bioenergy from perennial crops, was one of three “Systems Change” strategies the EQB identified to achieve the goal.⁶²

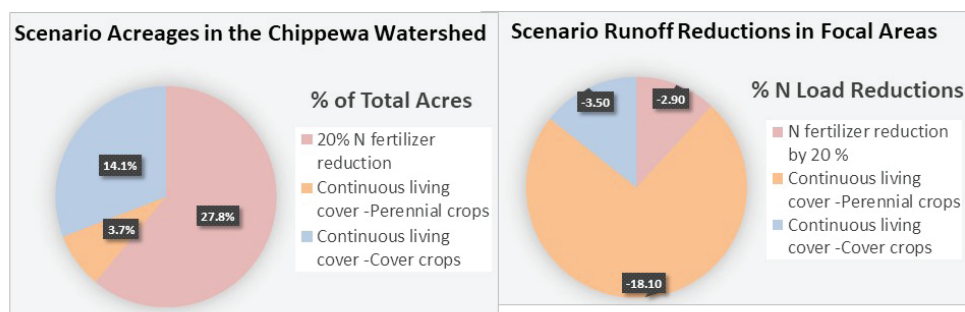
Monitoring & Modeling

- A monitoring analysis conducted by the Chippewa River Watershed Project and LSP for the Chippewa 10% Project (C10) predicted that a 10% increase in working lands perennials (an

increase of 105,000 acres, which would total 34% of the Chippewa River watershed) might meet Minnesota state water quality standards for total suspended solids with a better economic return.⁶³ RESPEC adapted the MPCA’s Hydrologic Simulation Program FORTRAN model to include C10 scenarios. A 3.7% shift from corn and soybeans to perennials on part of the marginal cropland might meet standards for phosphorous and achieve a third of the reduction needed for total suspended sediments, along with reducing stream nitrogen loads.^{44, 64} Figure 8 shows the results of modeling that compared scenarios for reduced nitrogen fertilizer, increased perennials, and more cover crops.

- The Board of Water and Soil Resources subsequently conducted a study for the Minnesota Legislature on the use of continuous living cover on marginal land to meet water quality goals. It estimated the impacts of continuous living cover on six smaller watersheds across Minnesota. Managed rotational grazing involving grass-fed

Figure 8: Chippewa 10% Project modeling comparing reductions from shifting corn and soybean acres to perennials, cover crops, or reduced nitrogen fertilizer



From: GIS analysis by LSP; ecosystem services output coefficients from Agricultural Production Systems Simulator model run by Agricultural Research Service; and Hydrologic Simulation Program FORTRAN (HSPF) modeling by RESPEC, from citation 57.

beef, cow-calf, and contract grazing of dairy heifers was included in the modeling and economic analysis. MRG was one of the techniques that required less public support for successful establishment and implementation, according to the modeling.⁶⁵

- A Texas study compared shifting to MRG from continuous grazing. Modeling, based on field studies, predicted a 47% reduction of surface water flow in a rangeland watershed, as well as a 5% increase in infiltration and a 29.5% decrease in streamflow.⁶⁶

Managed rotational grazing can also reduce fecal coliform in streams compared to continuous grazing.⁶⁷ Based on this monitoring study, the Environmental Protection Agency included MRG as an approved implementation practice to address fecal coliform impairment in southeastern Minnesota.⁶⁸

Existing state water quality programs could more fully

address MRG:

- The Minnesota Agricultural Water Quality Certification Program acknowledges the benefits of building soil health on farmland. There is an opportunity through this program to promote managed rotational grazing of perennials to meet greenhouse gas reduction goals.⁶⁹
- The water quality programs of the Minnesota Board of Water and Soil Resources should ask watershed planners to evaluate MRG as a viable option for managing perennials on a working lands basis.⁵²

MRG, if planned and implemented with conservation goals in mind, can benefit wildlife habitat.⁷⁰ The Minnesota Prairie Plan calls for the support of more pasture and grazing land to buffer and manage native prairies.⁷¹ Farmers and researchers have found increased pollinator and grassland songbird habitat on land that is exposed to managed rotational grazing.¹⁰⁴

Rotating in a New Generation: Building Soil Biology Can Make Room for Perenniality, Profits & People

When Kaleb Anderson was growing up on his family's farm in southeastern Minnesota's Goodhue County, he made a vow that someday cattle would be removed from the land. Over the years, the steep hills that make up the Anderson operation suffered greatly as cattle overgrazed pastures, creating gullies and washouts.

But on a recent fall day, as he recalled this promise, Anderson laughed at the irony of his wish to ban bovines. To one side of the farmstead, an eight-acre field of sorghum and other cover crops extended above his head. He had just turned a herd of beef cows, with calves at their side, out into the field, and they were busy mowing it down. On the other side of the farmstead was a hillside pasture that was lush with the growth of perennial grasses, despite being grazed regularly. "I realize now it wasn't the cattle I didn't like, it was the management," said Anderson. Now he breaks up bigger pastures into smaller paddocks, plants cover crops, and utilizes crop rotations. This is building the kind of soil health that this land hasn't seen since before Anderson's grandfather got a good deal on a rundown farm in 1945.

It turns out managing livestock in a way that the landscape benefits has provided Kaleb an opening into agriculture as well. On this fall day, the Anderson farm was one stop on a Land Stewardship Project Soil Builders' Network field tour that was showcasing how building biology not only protects and improves the soil, but injects a little human resiliency into communities by providing an entry for beginning farmers wishing to return to the land.

During his stop on the tour, Anderson showed how he is using a combination of cover cropping and rotational grazing to build soil organic matter. Organic matter drives soil's water-retention capacity, structure and fertility. Anderson made it clear he feels it also drives his farm's profitability. "I believe that there's a direct relationship between farm profitability and your available soil organic matter," he said. "It's an investment in the soil that will pay me dividends every year."¹⁰⁵



Kaleb Anderson in a cover-cropped field he recently turned cattle out into. "I have no interest in just sustaining this farm," he says. "I want to regenerate it." (LSP Photo)

Section V: Economic Barriers to Adoption of Managed Rotational Grazing/Continuous Living Cover & Emerging Policy Opportunities

To address climate change, simply implementing more conservation practice-by-practice — what we've done for the past 50 years — won't be adequate. We need research into how to include MRG and CLC in climate change and soil health proposals, along with added technical and financial assistance for innovative farmers, and payments for ecosystem services.

Given the tough economic environment farmers face today, it is important to relieve some of the risk involved with shifting out of the dominant system of raising annual row crops for feed and continuously grazing pastures. Managed rotational grazing as part of a strategy for integrating crops and livestock requires capital investment, new skills, and knowledge.

While MRG/CLC can reduce ecological and financial risk, conservation and financial risk management programs and markets are less robust for integrated crop and livestock systems, and farmers know that. In order to effectively support beginning and small- to medium-sized farmers, public payments should be higher for initial increments of production or environmental services, declining for additional increments, and total payments should be capped. In addition to needs identified in this paper, there are several areas of opportunity to advance CLC and MRG.

A. Research to advance climate friendly farming systems

Research needs to include an examination of the performance of different livestock breeds on a pasture-based diet, as well as measurements of soil carbon and methane emissions with improved diets, grazing under solar collectors, and developing (through the Forever Green Initiative at the University of Minnesota) new cultivars for forage and continuous living cover systems. Effective strategies to develop new markets for CLC should be included in research. Integrating farmer/rancher knowledge, experience and experimentation with MRG and CLC systems will advance research faster.

B. Green New Deal, Carbon Fee and Dividend focused on climate change

The Green New Deal “calls on the federal government to wean the United States from fossil fuels and curb planet-warming greenhouse gas emissions across the economy. It also aims to guarantee new high-paying jobs in clean energy industries.”⁷² Achieving these outcomes requires conditions that enable more small- and medium-sized farmers or ranchers, including beginning farmers, women, people of color, veterans, and Indian tribal members, to raise crops and livestock on the land in diverse farming systems.

A “carbon fee and dividend” has been proposed in bipartisan legislation introduced in 2019 and advocated by Citizens’ Climate Lobby. The proposal says: “To account for the cost of burning fossil fuels, we propose an initial fee of \$15/metric ton on the CO₂ equivalent emissions of fossil fuels, escalating by \$10/metric ton each year, imposed upstream — as near as feasible to the mine, well, or port of entry.” This could have the effect of creating a level playing field for energy sources. “...100% of the net fees from the carbon fee are held in a Carbon Fees Trust fund and returned directly to households as a monthly dividend,” according to the proposal.⁷³ MRG and CLC, in conjunction with reduced tillage, need to be understood as ways to help reduce agricultural greenhouse gas emissions. However, waiving fees for fossil fuel-based emissions produced by agriculture, or incentives that disadvantage MRG and CLC, would further retard adoption of soil health building systems.

A different strategy being followed in Australia is a system for carbon payments that involves measurement and a market that pays for certain conservation practices.⁷⁴ Eligible carbon payments for crop and livestock systems include:

- Controlling herd movements.
- Providing feed supplements that reduce enteric emissions.
- Culling inefficient cows.
- Changing the timing, intensity, stocking rate, and duration of grazing to maximize pasture land quality.
- Converting from agricultural cropping to grazed pasture.⁷⁵
- Other practices and systems.

California has both emissions controls and a soil health-building program.⁷¹

The American Carbon Registry (ACR) protocols include livestock management and grazing land, but they have not been implemented. Eligible ACR protocols include reducing fossil fuel usage, enteric methane emissions, nitrogen fertilizer use, and manure methane emissions, as well as increasing carbon sequestration in soils associated with grazing land management.⁷⁶ The ACR allows credits

to be generated from adding compost to grazing lands and provides credits for the avoided conversion of grassland to crops. Rates are based on COMET-Farm values for carbon sequestration.

Private markets for ecosystem services — such as INDIGO Ag — expect to pay \$15 to \$20 per ton of CO_{2e} at the expected sequestration rate of 2 to 3 tons CO_{2e}/acre for grain production.⁷⁷ An Ecosystem Services Market Consortium (ESMC) is being formed by 11 private-sector companies and nonprofits.⁷⁸ It is not yet clear what the measurement tools will be, how continuous living cover is treated, or if managed rotational grazing will be one of the Consortium's recognized systems. On the other hand, Nori is building a marketplace that is transparent with predicted rates based on COMET-Farm.⁷⁹

C. Existing conservation and other risk management programs should be enhanced to prioritize soil health-building

Multiple federal and Minnesota conservation programs could be enhanced via more technical assistance and cost-share support for managed rotational grazing technology such as improved fencing, watering, and shade systems. These programs could also support integrating into row cropping systems summer annual crops and other continuous living covers.

Although managed rotational grazing can help improve profitability by lowering costs, it is tough for farmers to make the transition when farm gate prices are so low. A South Dakota survey found that ranchers not using MRG may not perceive benefits for increased stocking rates.⁸⁰ In a 2014 modeling study, a risk-neutral beef producer would have needed a market or insurance premium of \$22.92-\$79.84 per animal, or \$32.43-\$132.96 an acre, to justify switching from rotational or continuous grazing to “mob grazing” (mob grazing is a MRG system that utilizes high stocking densities).⁸¹

“The biggest limitation to date is the general lack of understanding of the requirements and complexity of grass-based systems. These (MRG dairy) systems are not cow-focused but grass-focused and require a different skill set. Over time, farmers and the farm extension services have focused on the cow, and whole systems and support have been developed around them. This includes the commercial support systems like farm advisory, feed, machinery and genetics companies. For successful growth of this segment, the knowledge base needs to be re-established at both the farm and advisory level,” writes Peter van Elzakker in *Progressive Dairy*.⁸²

Under normal weather conditions, cover crops have a net per-acre return of roughly \$18 and \$10 on corn and soybean fields, respectively, by the fifth year. Grazing cover crops brings immediate benefits — averaging \$40 per acre, per year, from reduced fertilizer and chemical use, plus the

forage value produced by the cover crop.⁸⁴

Complicating the picture for farmers is that much land is rented. About 50% of Iowa's cropland is rented out by landowners; it can be as high as 80% in some areas of the country. Landowners have often pressed their renters for top rates on one-year rentals.⁸⁶ This can limit investment in long-term soil building methods such as cover cropping.

The Land Stewardship Project has learned through conversations that neither landowners nor the operators they rent to necessarily understand the value of managed rotational grazing or cover cropping for soil building. Both may be concerned about lack of infrastructure and who will finance it. They may also be worried about liability.

It's good news that some landowners are beginning to shift their thinking and engage their renters in a different conversation that includes discussions about soil building and sometimes managed rotational grazing (for an example, see Mark Erickson's story on page 6). Robust organizing through individual visits, peer learning networks, conservation agencies, workshops, and media outreach is needed to engage farmers and landowners about soil health. The Land Stewardship Project's *Conservation Leases Toolkit* provides helpful resources for landowners who want soil health to play a major part in how their land is managed.¹⁰⁷

D. Market changes needed

Concentrated markets mean farmers face higher costs for their inputs and lower prices for their goods. In the 1980s, 37 cents out of every dollar went back to the farmer. In 2017, farmers took home less than 15 cents on every dollar.⁸⁷ The technological treadmill of input use binds farmers to expensive technology, and they experience increasing costs of production as a result.

Dollars leave rural communities in the form of excessive profits for multinational agribusiness corporations.

A dairy farmer wrote in response to an LSP survey that in 1979 he received \$17 per hundredweight of milk and in 2018 it was \$15, while land went from \$500 per acre to \$5,000 per acre. He asked: “What other occupation pays less now than 39 years ago?”

This “...economic reality forces farmers to survive on volume, creating a system where only the largest farms can make a living.” Government payments for commodities make up an increasing percentage of total income and are costly to taxpayers.⁸⁸

Mega-sized confined livestock operations overproduce and push out smaller-scale producers. Nationwide, 64,000 dairy farms with fewer than 200 cows have stopped doing business since 2000, while factory farms with more than 1,000 cows increased 109%, and those with over 2,000 cows increased by 268%.⁸⁹ There are a growing number of

mega-factory farms — organic and conventional — that house 10,000 or more cows.

However, Maine developed a program that protects smaller-scale producers by paying more for the first increment of milk production.⁹⁰ The National Farmers Organization and Wisconsin and Minnesota Farmers Unions have proposals based on that concept.

Support for small- and medium-sized dairy producers was provided through the 2018 Farm Bill's Dairy Margin Coverage Program and the Minnesota Dairy Assistance, Investment, and Relief Initiative (DAIRI), as well as the Agri Livestock Investment Grant programs. However, USDA and Minnesota state-level programs require deeper structural changes to more fully support smaller-scale producers.

Additional issues include:

- Meatpacking is concentrated at unprecedented levels. "Four companies, two of which are foreign-owned, now slaughter 52 percent of all meat consumed in the U.S."⁵⁹
- The importation of grass-fed beef as a "Product of the USA" is taking market share from grass-fed production in the U.S. — 75% to 80% of grass-fed meat sold in the U.S. is now imported from Australia, New Zealand, and South America, according to Allen Williams.⁹¹ This is a drastic change that occurred since Country of Origin Labeling (COOL) was eliminated in the U.S. This has climate change ramifications — a study found the natural capital costs of Brazilian beef to be highest, due to land conversion.⁹² The American Grass-fed Association and other certifiers have asked the USDA to stop the mislabeling of imported beef as a U.S. product.
- Since grass-fed products command a high premium in the marketplace, there is a temptation on the part of large industry players to circumvent the regenerative benefits of animals grazing on pastures by feed-

ing grass pellets in confinement.^{93, 94, 95}

- Strict enforcement of the Packers and Stockyards Act is needed.

E. Pay for multiple ecosystem services, including carbon sequestration, within a true cost accounting framework

The passage of an amendment to the Minnesota Constitution in 2008 that directs tax money toward paying for improved water quality and wildlife habitat, along with arts and culture activities, indicates people's willingness to pay for public conservation benefits. However, progress towards greatly improved water quality is slow and we need new approaches.⁹⁶ The public costs of the current system, such as flooding and water quality impairments, are not internalized into dominant farming systems. Farmers or landowners generally do not receive a market benefit for lessening those public costs, which constitutes a type of market failure.⁹⁶

Organic, grass-fed, humane, and fair-trade markets have paid for more of the true costs, enabling farmers to make investments in CLC and MRG, as well as organic systems. True cost approaches need to be applied broadly.

Research to support policy instruments is occurring through an initiative called, "The Economics of Ecosystems and Biodiversity for Agriculture & Food (TEEBAgri-Food)." This initiative focuses on the holistic evaluation of agriculture and food systems along value chains. When possible, the most significant externalities related to ecosystems and communities are also valued.⁹⁷

In the U.S., a concrete application of a true cost accounting system that monetizes negative externalities and public benefits is the Genuine Progress Indicator. It has been developed and tracked for Maryland and other states.⁹⁸ A proposal to advance such a system was introduced in the Minnesota Legislature.⁹⁹

A "Payments for Ecosystem Services" program based on true costs could account for net gains or reductions of greenhouse gas emissions from baseline conditions. Public payments for carbon emission or sequestration should be developed in ways that benefit small- and medium-sized farmers, as well as communities and the landscape.

Payments for commodity crops spur farms to grow bigger as production increases, input costs rise, and market prices waiver.⁶¹ Shifts in commodity crop payments to a system of supply management may be necessary.

Another policy option is a state-based soil health program. Several states have developed state soil health programs, task forces, or other efforts to incentivize soil health building systems.¹⁰⁰ The Izaak Walton League of America has documented states that have soil health programs or are considering them.¹⁰¹ The Soil Health Institute has documented many academic, state agency, and legislative soil health initiatives on its website: <http://bit.ly/SHIcatalog>.



As a result of public investment in the Forever Green Initiative by the federal government, foundations, the state of Minnesota, and private companies, Kernza's practical potential to produce grain, forage, and ecosystem services in corn country is emerging. (LSP Photo)

Section VI: Land Stewardship Project

Minnesota State Public Policy Recommendations

In the long-term, managed rotational grazing ramps up the speed of soil health improvements and the amount of carbon sequestered in the soil, all while reducing the cost of production for farmers. By focusing on shifting marginal cropland to working lands perennials with managed rotational grazing where feasible, and adding cover crops to summer annual rotations on good land, along with reduced tillage, farming could help meet “MN Next Generation” climate change mitigation goals. Improved soil health is critical to reducing the growth of atmospheric carbon dioxide levels to levels that keep global temperature increases below 2 degrees centigrade over preindustrial levels.

Policy changes are needed to promote research in the public sector, include support for managed rotational grazing and continuous living cover in climate change proposals, and enhance existing conservation programs at the federal and state levels. Markets need to support MRG and CLC. Payments for soil carbon and ecosystem services that account for benefits and externalized costs that markets do not fully address may be useful in lieu of a fee or tax on carbon. Structural changes are needed in federal commodity and policy programs. Minnesota public policy recommendations are described here and recommendations at the federal level are listed in Appendix C. Significant investments are needed now to reach climate and water quality goals.

Highlighted Funding Priorities for Minnesota to Specifically Advance Managed Rotational Grazing

The state of Minnesota can advance managed rotational grazing through the priorities listed below. There should be a robust state effort to advance soil health-building practices on existing pastures and establishment of new perennials on marginal land currently in row crops. Building on EQB recommendations from the 2016 Climate Action report, Minnesota policymakers should:

- Expand cost-share money to finance fencing, watering, and animal handling systems for managed rotational grazing. (*\$1.5 million per biennium, with farmers covering half of their costs; see C below*)
- Funding for grazing technical assistance consultants (could be private people, nonprofit farm group staff, agency, or Soil and Water Conservation District staff to complement existing Natural Resources Conservation Service grazing specialists). This would also include high-quality training for technical assistance providers, along with certification. (*\$0.75 million per biennium; see A below*)
- Providing money for farm groups to promote shifts from continuous to managed rotational grazing, shifting marginal cropland to working lands perennials, and adding cover crops on summer annual cropland (*\$1.5 million per biennium; see page 19*)
- Support a statewide Minnesota Department of Agriculture public relations campaign to promote managed rotational grazing. (*\$1 million; see page 20*)
- Require the MPCA to include advanced managed rotational grazing in calculations to estimate climate change solutions to meet Next Generation Energy Act goals for 2030 and 2050. (*\$0.25 million; see B on page 19*)
- Incorporate bonding funding for infrastructure at the University of Minnesota’s West Central Research and Outreach Center for organic and pasture-based dairy research (*\$6 million; see A below*)
- Expand funding for the Forever Green Initiative, including for forage germplasm development (*\$10 million per biennium; see A below*)

Comprehensive policy recommendations to improve soil health through more continuous living cover, including managed rotational grazing, from the Land Stewardship Project:

A. Fund research/education on continuous living cover systems and managed rotational grazing:

- Support pasture-based infrastructure improvements at the University of Minnesota’s West Central Research and Outreach Center. (*\$6 million through bonding or other funding*)
- Fully fund the state’s investment in the University of Minnesota’s Forever Green Initiative at *\$10 million*

per biennium to develop germplasm and markets for continuous living cover and managed rotational grazing systems.

- Expand beef research at the North Central Research and Outreach Center to study the soil health impacts of high-density managed rotational grazing systems.
- Conduct research on measuring carbon sequestration and greenhouse gas emissions from managed rotational grazing and continuous living cover in summer annual crops through the Minnesota State Soil Health office at the University of Minnesota. (\$1 million)
- Contract with technical assistance consultants to work directly with farmers and landowners to help develop managed rotational grazing plans and troubleshoot shifts to managed rotational grazing to improve pasture productivity and soil health. Fund the Minnesota Office of Soil Health to hold three one- or two-day on-farm training sessions annually on grass-based production for Extension, Soil and Water Conservation District, and NRCS staff. Trainings to be led by Eric Mousel, Brad Heins, Kent Solberg, the Land Stewardship Project and/or NRCS grazing specialists, working with farmers/ranchers using managed rotational grazing systems. Assist non-NRCS people to become certified in developing grazing plans through the NRCS system. Promote this system to farmers/ranchers in Minnesota. (\$0.75 million)
- Collect voluntary data from farmers already using managed rotational grazing and cover crop systems to assess the degree of soil health improvement and financial risk reduction. Use data to inform state and federal programs on climate change, incentives, and federally subsidized insurance.

B. Make continuous living cover and managed rotational grazing critical components of Minnesota's climate change efforts, the Green New Deal and other climate change policy proposals:

Minnesota Pollution Control Agency and other state agencies

- Convene a MRG/CLC panel to set rates for carbon sequestration and greenhouse gas emission reductions from well-managed rotational grazing in the temperate moist areas of Minnesota. LSP proposes a workshop be led by University of Minnesota professors Brad Heins and Eric Mousel that includes dairy, beef, and sheep producers actively using managed rotational grazing. This workshop should also include researchers, agency staff, and nonprofit staff who are engaging farmers on adaptively managed rotational grazing and continuous living cover. This group could both define a research agenda for Minnesota and determine the basis for setting a tier of high carbon sequestration rates at this point in time. Research parameters would include models that fully account for MRG grassland health and ruminants managed with high quality pasture and warm season grasslands, along with cover crops and stored feeds over winter (\$0.25 million). See Appendix A for a proposed list of expert organizations and individuals.
- Use results from the panel to expand and amend the "Greenhouse Gas Reduction Potential of Agricultural Best Management Practices" to include avoided greenhouse gases and carbon sequestration from the managed rotational grazing continuum and well-managed rotationally grazed grasslands. Include in this assessment winter cover crops planted into row crops during the growing season, as well as after harvest.
- Set, track, and report goals for agricultural greenhouse gas emissions consistent with Next Generation Energy Act goals and milestones. Include shifts of acres consistent with nutrient reduction strategies for continuous living cover and managed rotational grazing on marginal row crop lands, good row crop lands, and pastures. Use results of MRG panel to guide this activity. Use modeling as needed.
- Consult with COMET-Farm resources to determine best rates and model parameters for Minnesota, using the panel results above to modify parameters as needed.
- Track other programs related to greenhouse gas emissions such as wellhead protection areas.
- To tackle climate change and support more small- and medium-sized farmers, managed rotational grazing systems must become the default for new or expanded ruminant livestock systems. Agencies should use the results from West Central Research and Outreach Center organic dairy pasture research to help operators adapt existing confinement systems so that they utilize more diversified feeds from continuous living cover on cropland, and, if possible, graze herds for at least a portion of the time, e.g., dairy heifers. Additional options are to encourage more small grains in feed for hogs.
- Monitor and assess the effectiveness of new ecosystem markets like Indigo Ag Marketplace and Nori.

C. Enhance Minnesota state program requirements to emphasize building soil health through managed rotational grazing and other continuous living cover systems, and limit mega-factory farms:

Minnesota Department of Agriculture

- Expand technical assistance and cost-share money for establishing fencing, watering, and animal handling systems for managed rotational grazing. (\$1.5 million per biennium)
- Expand technical assistance and cost-share for cover crops in annual cropping systems, especially for multi-species cover crops and managed rotational grazing of cover crops and pastures. Funding may be shared with the Board of Water and Soil Resources (BWSR) and Soil and Water Conservation Districts (SWCDs). (\$1.5 million)
- Fund technical assistance and organizing for farm groups engaging farmers on improving soil health through managed rotational grazing and continuous living cover — including LSP's Soil Health and Farm Beginnings programs — to engage farmers to adopt soil health-building practices. Other groups that could provide this support include the Sustainable Farming Association of Minnesota, Minnesota Soil Health Coalition, the Hmong American Farmers Association, the Latino Economic Development Center, and the Minnesota Farmers Union. (\$1.5 million per biennium)
- Focus the Agri Livestock Investment Grants program to better assist small- and mid-sized farmers who own and operate livestock operations to maintain, expand, or improve managed rotational grazing and other livestock systems by paying up to 50% of the cost of the first \$10,000 for fencing, watering, and livestock sorting and handling equipment and other needs, and 10% for amounts above that up to the program maximum.
- Continue the Cropland Grazing Exchange and expand publicity.
- Continue the Beginning Farmer Tax Credit carve-out for farmers of color, indigenous farmers, women farmers, and farmers with disabilities (as in 2019 Minnesota House File 1546). This program can help shift land into managed rotational grazing and bring in beginning farmers to manage the operations.

Board of Water and Soil Resources

- Expand funding for perennials and managed rotational grazing in Clean Water Fund Projects and allow projects to be approved that provide ecosystem and public services that are tied to approval from NRCS.
- Significantly expand funding for Accelerated Implementation Grants, Cover Crop Demonstration, or other programs that seek to improve water quality through adoption of soil health-building continuous living cover by organizing soil health hubs and managed rotational grazing circles. This builds the capacity of local governments working with nonprofits and farm groups to accelerate on-the-ground projects that improve or protect water quality and perform above and beyond existing standards.
- Change the RIM easement law to allow more grazing activity that is managed for wildlife benefit to qualify and manage the lands on an ongoing basis.
- Provide support for SWCDs to advance CLC and MRG (see Minnesota Department of Agriculture above).

Minnesota Pollution Control Agency and Minnesota Department of Natural Resources

- Conduct a comprehensive study on incentives provided to concentrated animal feeding operations (CAFOs); conduct a study on adequacy and enforcement of permitting for water quality, water use and greenhouse gas emissions from these factory farms (\$0.05 million)
- Enact a moratorium on new CAFOs over 1,000 animal units. Encourage existing dairy CAFOs to rotationally graze heifers. Incentivize hog CAFOs to diversify feed sources by including small grains in their rations.
- Enforce strict permitting and monitoring for water withdrawals by mega-CAFOs.
- Train middle managers in the Minnesota Department of Natural Resources on the benefits of MRG for wildlife and the public; train middle managers in the MPCA water and feedlot divisions on the benefits MRG provides water quality and soil water storage.

D. Enhance markets for products produced by small- and mid-sized farms that use managed rotational grazing:

Minnesota Department of Agriculture

- Enhance markets for grass-fed beef cattle, as well as pasture-raised milk cows, bison, goats, and sheep with several statewide public relations campaigns connected to water quality and climate change and the health benefits of products resulting from managed rotational grazing systems. For example, utilize a local foods marketing initiative to build new institutional markets by expanding purchasing support for Minnesota

schools that buy local foods, including products from MRG systems. (*\$1 million per biennium*)

- Advocate federal policy changes to define grass-fed and a new version of Country of Origin Labeling (COOL) that meets international standards.
- Fund the MN DAIRI program in future years. Change it to restrict program eligibility to farms that produce less than 12 million pounds of milk per year. Keep the cap on payments of 50,000 pounds hundredweight. Adjust to pay higher rates to farmers for production from the first 1.5 million pounds if using managed rotational grazing systems for dairy and/or heifer herds for most of their feed during the growing season.

E. Design a Payment for Ecosystem Services Program with true cost accounting to help farmers shift marginal fields in summer annual crops to perennials and maintain and expand managed rotational grazing:

Design a state “Payment for Ecosystem Services” (PES) program in conjunction with a soil health working lands program. Payments should be based on outcomes and integrate a true-cost accounting framework for carbon sequestration and ecosystem services from working lands managed with CLC and MRG systems. If successful and there is support from farmers to implement such a program, a portion of the annual funding from the Clean Water Fund should pilot this innovation to help meet water quality goals and Next Generation Energy Act goals.

Outcomes would have to be spot monitored to verify modeling. The program should pay more for shifting row crops to long-term perennial systems on marginal lands, shifting to managed rotational grazing, using multiple species cover crop mixes, and longer crop rotations such as organic rotations integrated with animals on the land. It should also consider avoided externalities from converting grassland to row crops. Payments and monitoring or modeling to predict outcomes should be modifiable so they can adapt to new science as it advances in the future.

Approaches could include the following:

- 1) Establish a commission to develop the program and payments system using the process developed in Minnesota H.F. 1662 during the 2019 session, led by William Lazarus of the University of Minnesota, the MDA Minnesota Agricultural Water Quality Certification Program staff, and others.
- 2) Two models in Minnesota have been developed that could be considered for providing payments for ecological services on working farmlands.
 - The Working Lands Watershed Restoration and Protection Program developed a system for identifying marginal lands and estimated payments needed to shift marginal lands from corn and soybeans into perennial systems that include, among other things, managed rotational grazing. This program also modeled water quality benefits from such shifts. Carbon sequestration and greenhouse gas modeling could be added.
 - The RIM Clean Energy Program statute (§103F.518) establishes priorities for selection of land as a producer of “bioenergy crop production, water quality, soil health, reduction of chemical inputs, soil carbon storage, biodiversity, and wildlife habitat.” It limits agricultural crop production and harvest to “native, perennial bioenergy crops.” The statute could be revised to encompass the full range of perennial and cover crops discussed in this report, as well as other crops still under development, and to establish the other parameters of a “RIM-Working Lands” program.
- 3) Review the Nori system of transactions as a transparent model where farmers set the price in relation to buyers.
- 4) A program based on true costs should recognize the value that farms and ranches with cattle on the land using MRG systems and other diverse continuous living cover systems provide for carbon sequestration and other public services. Transparency is key. Programs should not advantage large industrial crop operations or mega-CAFOs over small- and mid-sized farm and ranch operations. Paying higher rates for the first increment of services and caps on total payments would better support small- and medium-sized farmers. The program should include a penalty or reduction in payment for negative externalities or switching to practices that increase negative externalities such as erosion, nutrient runoff, loss of habitat, or reduction in organic matter for those participating.
 - Evaluate the use of the Genuine Progress Indicator as one way of analyzing full costs and benefits related to negative externalities, increases and decreases in natural, built, social, human, and financial capitals, as well as social equity and wellbeing. In 2019, this was proposed for Minnesota in H. F. No. 1662, and has been enacted in other states as a way of understanding the impacts of GDP growth or lack thereof on wellbeing.
 - Evaluate how future Farm Bill programs for conservation, insurance, or commodities could be structured to reduce payments related to negative externalities from the farm.

APPENDICES

A. Tables on Carbon Sequestration & Minnesota Agriculture (Two tables which were referred to in Section III are shown in this appendix)

Table 1: MN Agricultural Greenhouse Gas Reduction Potential by 2030 Under Different Scenarios if Continuous Living Cover and Managed Rotational Grazing Were Adopted More Widely

CLC & MRG Scenarios	MPCA/EOB Rate Scenario				High Carbon Rate Scenario		
	Acreage for increased CLC & MRG	CO2e sequestered (short tons/acre/yr.) [^]	GHG emissions (short tons/acre/yr.) [^]	Net GHG reductions compared to corn & soybeans (short tons/ yr.)	CO2e sequestered (short tons/acre/yr.) [◆]	CO2e sequestered (short tons/acre/yr.) ^{* *}	GHG emissions (short tons/ yr.)
Corn-soybean acres include cover crop and no-till on 25% of good land	3,186,603	- 0.20	- 0.00	(652,425)	- 0.80	- 0.10	(2,872,783)
Longer crop rotation on 50% of marginal corn or soybean fields*	1,593,301	- 0.32	- 0.17	(791,632)	- 0.40	- 0.10	(795,395)
Set-aside for filter strips, habitat or other programs on 30% of marginal row crop land* #	796,651	- 0.78	- 0.84	(1,293,848)	- 0.78	- 0.84	(1,293,848)
Managed rotational grazing on 25% of marginal corn-soybean fields with cover crops and no-till*	796,651	- 0.38	0.06	(417,680)	- 0.59	- 0.04	(1,140,456)
Managed rotational grazing on 25% of 1,073,788 acres of pastures plus 25% of 2.6 million acres of grasslands +	1,183,186	- 1.68	0.06	(1,920,628)	- 5.92	0.74	(6,124,988)
Total				(5,076,213)			(12,227,471)
MN 2016 cropland and livestock emissions ++				(37,387,382)			37,387,382
% reduction				14%			33%

Footnotes

* Assuming 20% of 15,933,013 acres of corn and soybeans from 2017 Ag Census are marginal economically and environmentally for row crop production with substantial negative externalities, citation 46

+ Pasture acreage from 2017 Census of Agriculture, citation 46; overall pastureland from 2010 NRI, citation 48; CRP acres from DNR, citation 49

Highest cost to the public and removes land from production of food or energy crops

[^] All From Caborowski, citation 45; except pasture from Center for Climate Strategies 2016, citation 44; the MPCA assumes 20-year storage reducing potential rates to 40% of full values for permanent storage that would avoid a full ton of emissions from fossil fuels

[◆] Olson et al., citation 34 for cover crops; Project Drawdown citation 50 for longer rotations; Stanley et al., citation for 6 for MRG sequestration; Caborowski, citation 45 for set-aside; MPCA reductions of rates to 40% are used for cover crops and long-term rotations

^{* *} Rates are from Project Drawdown, citation 38 for cover crop avoided emissions and citation 50 for long rotation; Rowntree et al., citation 30 for MRG greenhouse gas emissions/acre for MRG cattle; Caborowski, citation 45 for set-aside; MPCA reductions to 40% are used for higher carbon for cover crops and long-term rotations, reduction to 40% for MRG on marginal row crop land and no reduction for MRG on continuing pasture/grasslands; it is assumed that half the cattle on pastureland are not additional, so do not contribute new emissions above the baseline and half are additional cattle needed to achieve higher stocking densities in multi-paddock MRG systems that lead to greater sequestration and increase emissions per acre, according to Rowntree et al., citation 30

+ + Minnesota agricultural greenhouse gas emissions from MPCA, citation 9.

Table 2: Current and Potential Minnesota Agricultural Greenhouse Gas Emissions by 2030 and 2050 with Three Scenarios Compared to Baseline 2016 and 2017 Acres in Conservation

Agricultural System-Shift from corn/soybean acres to:	2017 Conservation Acres	Baseline 2016 Minnesota agricultural greenhouse gas emissions (short tons CO2e)		MPCA carbon rates applied to 2017 acres of conservation practices (short tons CO2e/yr) #	Higher carbon rates applied to 25% more living cover and managed rotational grazing by 2030 (short tons CO2e/yr) *, **	Higher carbon rates applied to 75% more living cover and managed rotational grazing by 2050 (short tons CO2e/yr) *, **
Cover crops without no-till	579,147		(115,829)		(115,829)	(115,829)
No-till without cover crops	1,091,337		(260,633)		(260,633)	(260,633)
Cover crops with no-till	579,147				(2,428,712)	(7,286,135)
Managed rotational grazing +	520,100		(101,420)		(6,280,017)	(16,949,668)
Perennial in rotation estimate	350,000		(173,898)		(794,642)	(794,642)
BWSR conservation practices	500,000		(330,000)		(330,000)	(330,000)
Buffers or grasslands					(1,293,848)	(1,293,848)
MN Ag Water Quality Certification/NRCS ++	450,696		(297,459)		(297,459)	(297,459)
Sub-total of net reduced emissions			(1,279,239)		(11,801,141)	(27,328,216)
Total ag emissions		37,387,382	36,484,606		25,962,703	10,435,628
Percent reduction from baseline			-2%		-29%	-71%

Footnotes

For current practices assume net zero sequestration on land due to effects of erosion on fields without no-till, CLC or MRG--Teague et al, citation 5.

* Assuming 20% of 15,933,013 corn and soybean acres in 2017 from 2017 Ag Census, citation 46; are marginal economically and environmentally for row crop production with substantial negative externalities based on Basso et al., citation 6

+ Pasture acreage from 2017 Census of Agriculture, citation 46; overall pastureland from 2010 NRI, citation 48; CRP acres from DNR, citation 49

++ Minnesota Agricultural Water Quality Certification Program from Minnesota Department of Agriculture, citation 43

** 20% of additional CLC and MRG acres are assumed to sequester at MPCA rates from Table 1 and 70% at higher tier carbon sequestration rates from Table 1 for these scenarios

B. People & Groups with Expertise in Managed Rotational Grazing & Continuous Living Cover

The following are people or groups with research and practical experience in using and tracking the carbon sequestration potential of managed rotational grazing systems and continuous living cover. The Land Stewardship Project recommends they be invited to participate in a workshop to set high carbon rates for managed rotational grazing and continuous living cover systems.

Farmers who use continuous living cover and managed rotational grazing with multiple paddocks: Kaleb Anderson, Dawn and Grant Breitreutz, Tom Cotter, Mark Erickson, Jennifer and Mike Rupprecht, Bryan Simon, Kent Solberg, and Jim Wulf.

Organizations that host education on managed rotational grazing and continuous living cover include the Land Stewardship Project, Practical Farmers of Iowa, New England Organic Farming Association, Sustainable Farming Association of Minnesota, Wallace Center's Pasture Project, and Minnesota Cattlemen's chapters.

Researchers and federal agency invitees should include Steven Apfelbaum (Center for Humans and Nature, research on high stocking density, multi-paddock managed rotational grazing systems), Anna Cates (Board of Water and Soil Resources/University of Minnesota Soil Health Specialist), Adam Chambers (Natural Resources Conservation Service-Colorado researcher modeling greenhouse gas emission reductions from agriculture), Peter Ciborowski (Minnesota Pollution Control Agency lead on assigning greenhouse gas reduction estimates for agriculture practices), Richard Conant (Colorado State University-Natural Resource Ecology), Troy Daniell (Natural Resources Conservation Service State Conservationist-Minnesota), Marcia DeLonge (Union of Concerned Scientists-USA scientist working on soil health and climate change), Jeff Duchene (Natural Resources Conservation Service Grazing Specialist-Minnesota), Alan Franzluebbers (USDA Agricultural Research Service managed rotational grazing researcher), Jerry Hatfield (USDA Agricultural Research Service, Director of the National Center for Agriculture and Environment), Elaine Ingham (Soil microbiology consultant), Laura Jackson (University of Northern Iowa prairie research), Randy Jackson (University of Wisconsin-Madison Director of Pasture Grazing 2.0), Matt Liebman (Iowa State University researcher on continuous living cover systems), Kristin Nichols (consultant), Keith Paustian (Colorado State University climate and natural resources researcher), Phil Robertson (Michigan State University Kellogg Field Biological Station researcher on continuous living cover and managed rotational grazing), Jason Rowntree (Michigan State University Lake City Research Station researcher using managed rotational grazing with multiple paddocks and high stocking density in adaptive multi-paddock grazing systems), Alan Rotz (USDA Agricultural Research Service researcher on dairy grazing systems), Whendee Silver (University of California-Berkeley researcher on compost and use in rangeland grazing), Lance Smith (Natural Resources Conservation Service Grazing Specialist for Minnesota), Paige Stanley (University of California-Berkeley graduate student working on adaptive multi-paddock grazing who led a study in Michigan), Richard Teague (Texas A&M researcher on adaptive multi-paddock grazing), Sharon Weyers (USDA Agricultural Research Service soil scientist working with farmers using cover crops and managed rotational grazing), Tong Wang (South Dakota State University economist working with farmers and researchers on cover crops and adaptive multi-paddock grazing), and Allen Williams (consultant with the Pasture Project working on adaptive multi-paddock grazing).

C. Federal Public Policy Recommendations

To seriously tackle climate change, water quality, and rural community vitality while protecting and enhancing small- and medium-sized farmers, including women, farmers of color, and Indian tribal members, regenerative agriculture must become the primary focus of the federal Farm Bill. Policy recommendations to improve soil health through managed rotational grazing and continuous living cover are grouped as follows:

A. Fund research on continuous living cover systems and managed rotational grazing:

- Increase agroecological research through the National Institute of Food and Agriculture (NIFA), with a focus on using MRG on pasturelands and rangelands, and breeding next generation crops at land grant universities.
- Include managed rotational grazing in climate hubs and other research to verify enhanced carbon sequestration from managed rotational grazing, resource conserving crop rotations, and cover crops when grazing is involved.
- Integrate recent research results on the higher technical potential for managed rotational grazing, organic rotations, and cover crops into COMET-Farm and COMET-Farm Planner carbon sequestration parameters and the Environmental Protection Agency greenhouse gas inventories.
- Include greenhouse gas loss through erosion from crop fields or pasturelands into Life Cycle Assessment models, along with greenhouse gas emission levels for cropping systems harvested for animal feed and over-grazed pasture or rangelands.
- Increase funding for the Sustainable Agriculture Research and Education Program, Organic Farming Research, and other NIFA programs that support research combined with on-farm organizing to help farmers adopt continuous living cover and managed rotational grazing.

B. Advance structural change through the Green New Deal, Carbon Fee and Dividend, and carbon markets focused on climate change:

- Include benefits of MRG on marginal ground and grasslands in the U.S. to help sequester atmospheric CO₂ and recognize MRG and the other benefits of cattle grazing over confinement systems.
- Allocate fees and incentives based on the true costs of food or the multiple benefits provided by farms minus pollution generated. Programs should recognize the value that farms and ranches with cattle on the land in MRG systems and other diverse continuous living cover systems provide for carbon sequestration as well as other multiple benefits. Publicly funded programs should not benefit large industrial crop operations or CAFOs over family farm and ranch operations in the U.S. or elsewhere in the world — pay higher rates for the first increment of services or products and declining fees for additional increments of production. Cap payments to avoid contributing to further concentrating wealth and land in the hands of the largest landowners, farmers, or ranchers. Evaluate the use of the Genuine Progress Indicator as one way of analyzing benefits related to social equity and wellbeing alongside profits, emissions, and carbon storage.
- Monitor and assess the transparency, effectiveness, and impacts of new ecosystem markets like Indigo Ag Marketplace, Nori, and others.

C. Enhance Farm Bill programs through rules and program requirements that emphasize building soil health through managed rotational grazing and other continuous living cover systems:

LSP and our allied organizations worked to emphasize soil health building practices and increase related payment rates in the Conservation Stewardship Program (CSP) and the Environmental Quality Incentives Program (EQIP), as well as in Risk Management Agency (RMA) programs, through new language in the 2018 Farm Bill. Rules and implementation are needed to fully enact these and other programs.

1. 2018 Farm Bill Implementation & Extension of Soil Health & Grazing Provisions

(Natural Resources Conservation Service (NRCS) working lands programs)

Conservation Stewardship Program (CSP):

- Implement rules for developing incentives for advanced rotational grazing (ARG), including management intensive rotational grazing, based on managed rotational grazing.
- Set multiplier payment rates for use of multiple species of cover crops with managed rotational grazing at 150%.
- Include incentives for ARG based on CSP-PLT16 (intensive managed rotational grazing).
- Define “grass” for the CSP Grasslands Program as mixtures of pasture grasses and forbs on healthy soil that captures and stores water and carbon (could be cool season and/or warm season mixtures).
- Return funding of CSP to 2016 levels.
- Reinstate and extend higher payment enhancement payments including: use of legumes for nitrogen; meeting 90%-100% of nitrogen needs from legumes, manure and/or compost; placement of hay feeding on low fertility soils; rotation of supplement and feeding areas; meeting nutrient needs from on-farm sources for at least 75% of livestock feed; on-farm composting; organic farming systems; managed rotational grazing systems; conversion of marginal cropland to grass with managed rotational grazing; resource-conserving crop rotations; and continuous cover cropping.

Environmental Quality Incentives Program (EQIP):

- Maximize allocations for managed rotational grazing systems within the 50% livestock carve-out and de-emphasize structural practices for concentrated animal feeding operations (CAFOs) above 1,000 AU.
- If a state has CAFO-only ranking pools, then create managed rotational grazing-only ranking pools with equivalent funding and promote that.
- Lower caps on EQIP conservation contracts.

2. NRCS Technical standards and staffing

- Allow flexibility for perimeter fencing standards that require a minimum four-strand perimeter fence or new materials. Allow cost-sharing for interior fence and watering systems when existing fence is workable.
- Keep caps on cover crops at \$20,000 per contract in Minnesota and utilize such caps in other states.
- Keep flexibility on cover crop seeding rates.
- Prioritize soil health-improving systems over structural practices that control or trap nutrient runoff.

- Assure adequate funding for technical assistance for managed rotational grazing and other soil health building practices.

3. Agency training on managed rotational grazing

- Provide training on MRG in conjunction with advanced rotational grazing standards and soil health, extending the basic prescribed grazing standard. Emphasize skills of grass-based farming.
- Emphasize the fifth soil health principle — reintegrating livestock on the land — in the NRCS's soil health principles, as shown on page 3.

4. Risk Management Agency

- Move expeditiously to adopt rules for cover crops as Good Farming Practices (GFP), which should replace rigid cover crop termination rules.
- Allow all NRCS practices, including advanced rotational grazing, to be included as Good Farming Practices.
- Eliminate burdensome requirements to collect and report expense information when enrolled in the Whole Farm Revenue Protection Program. Use time-stamped photos to verify production history.
- Continue to participate in efforts led by states to collect data on how cover cropping, as well as other systems involving continuous living cover and managed rotational grazing, reduce financial risk following soil health improvements.

5. Farm Service Agency

- Ensure aggressive publicity on the full suite of options available to farmers, ranchers, and landowners with expiring contracts over the next five years. Options publicized should include re-enrolling in the Conservation Reserve Program (CRP), the CRP Transition Incentives Program, and the CRP Grasslands Initiative, as well as shifting to the Conservation Stewardship Program (CSP), or converting to managed rotational grazing.
- Conduct outreach to women landowners on conservation programs.

D. Enhance markets for products produced by small- and mid-sized farm operations that use managed rotational grazing:

USDA Agricultural Marketing Service

- Reinstate transparent grass-fed standards based on American Grass-Fed Association standards.
- Finalize Origin of Livestock Rule to remove loophole for getting around replacement cattle being labeled organic after the last third of gestation when being raised conventionally.
- Develop new Country of Origin Labeling (COOL) program mandatory requirements for muscle cuts of beef and pork, and ground beef and pork, and importation of grass-fed livestock products from other countries.
- Strictly enforce meaningful access-to-pasture requirements for all organic farms, especially cows in

“organic” CAFOs; increase standard to meaningful grazing requirements to comply with consumer expectations.

- Congress should enact a Family Dairy Farm Relief Act to base emergency relief payments on different tiers that recognize variations in operating costs for different size farms. Monthly payments would be set according to a farm’s level of production. One option is paying \$30 per hundredweight for the first million pounds. This program would build on some principles in the 2018 Farm Bill Dairy Margin Coverage in RMA.

E. Design a Payment for Ecosystem Services Program at state and federal levels with true cost accounting to help farmers shift marginal fields in summer annual crops to perennials and maintain and expand managed rotational grazing:

- Direct the USDA Economic Research Service and National Institute of Food and Agriculture (NIFA) to develop a Payment for Ecosystem Services Program for public benefits provided based on whole-farm and marginal land adoption of managed rotational grazing, continuous living cover systems on marginal row crop fields, and whole-farm adoption of continuous living cover on the best croplands, as well as managed rotational grazing on existing pastures and rangelands. This system should be based on true cost accounting principles where negative externalities reduce payments until they are addressed. To better support small- and medium-sized farmers, it should include: a tiered payment system based on the Conservation Stewardship Program system, which pays at higher rates for multiple services; substantially higher payments — which are capped — should be paid for the first increment of services that can be expected from small- and mid-sized farms.

F. Modify and reform Farm Bill programs that now strongly incentivize getting bigger at a significant cost to soil health:

- Shift commodity support payments to a supply management program with a loan rate of 95% of the cost of production. Surplus production that cannot be marketed would be forfeited to the Commodity Credit Corporation. A bid process for acreage reduction based on the multiple environmental benefits realized would help balance out supply and demand.
- Develop a “Dairy Price Stabilization Program” that establishes a national Federal Milk Marketing Order (FMMO) with a \$4/hundredweight price adjuster for up to four million pounds of annual production for every dairy farm in the country. The proposal would help reduce the cost of production difference between small and large farms and better support dairies using managed rotational grazing.⁶⁷

Citations

- 1) United Nations Environment. 2018. *Emissions Gap Report*. www.unenvironment.org
- 2) Griscom, B.W., J. Adams, P.W. Ellisa, R.A. Houghton, G. Lomax, D.A. Miteva, W.H. Schlesinger, D. Shocf, J.V. Siikamäki, P. Smith, P. Woodbury, C. Zganjar, A. Blackman, João Campari, R.T. Conant, C. Delgado, P. Elias, T. Gopalakrishna, M.R. Hamsik, M. Herrero, J. Kiesecker, E. Landis, L. Laestadius, S.M. Leavitt, S. Minnemeyer, S. Polasky, P. Potapov, F.E. Putz, J. Sanderman, M. Silvius, E. Wollenberg and J. Fargione. 2017. Natural climate solutions. *PNAS* 114 (44):1645–11650. www.pnas.org/cgi/doi/10.1073/pnas.1710465114
- 3) DeVore, B. 2017. *Soil Health, Water and Climate Change: A Pocket Guide to What You Need to Know*. Land Stewardship Project. 50 pp. <https://landstewardshipproject.org/smartsoil>
- 4) USDA. 2019. 2017 *Census of Agriculture*, Tables 1, 43, 47. https://www.nass.usda.gov/Publications/AgCensus/2017/Full_Report/Volume_1_Chapter_2_US_State_Level/ Accessed 7/19/19
- 5) Teague, W.R., S. Apfelbaum, R. Lal, U.P. Kreuter, J. Rowntree, C.A. Davies, R. Conser, M. Rasmussen, J. Hatfield, T. Wang, and P. Byck. 2016. The role of ruminants in reducing agriculture's carbon footprint in North America. *Journal of Soil and Water Conservation*. 71(2):156-164. <http://www.jswnonline.org/content/71/2/156.abstract>
- 6) Stanley, P.L. J.E. Rowntree, D. K. Beede, M. S. DeLonge and M. W. Hamm. 2018. Impacts of soil carbon sequestration on life cycle greenhouse gas emissions in Midwestern USA beef finishing systems. *Agricultural Systems*. 162:249-258. <https://doi.org/10.1016/j.agsy.2018.02.003>. Accessed 12/14/17.
- 7) Basso, B., G. Shuai, J. Zhang and G.P. Robertson. 2019. Yield stability analysis reveals large-scale nitrogen loss from the US Midwest. *Scientific Reports* 1-9. Accessed April 28. <https://www.nature.com/articles/s41598-019-42271-1>
- 8) Environmental Protection Agency (EPA). 2018. *DRAFT Inventory of U.S. Greenhouse Gas 6 Emissions and Sinks: 1990-2016*. EPA 430-P-18-00. February 6, 2018. <https://www.epa.gov/ghgemissions/inventory-us-greenhouse-gas-emissions-and-sinks>. *Executive Summary*.
- 9) Claffin, A. and F. Steinwand. 2019. *Greenhouse gas emissions in Minnesota: 1990-2016*. Minnesota Pollution Control Agency. Report Iraq-2sy19. 1/2019. www.pca.state.mn.us and <https://www.pca.state.mn.us/air/greenhouse-gas-emissions-data> for specific numbers.
- 10) Swan, A., S.A. Williams, K. Brown, A. Chambers, J. Creque, J. Wick and K. Paustian. 2017. *COMET-Planner: Carbon and greenhouse gas evaluation for NRCS conservation practice planning*. NRCS and Colorado State University. http://comet-planner.nrel.colostate.edu/COMET-Planner_Report_Final.pdf. Accessed 11/22/17
- 11) Conant, R.T., C.E.P. Cerri, B.B. Osborne and K. Paustian. 2017. Grassland management impacts on soil carbon stocks: a new synthesis. *Ecological Applications* 27 (2):662-668.
- 12) NRCS (USDA Natural Resources Conservation Service). *Soil Health* accessed 4.30.19 <https://www.nrcs.usda.gov/wps/portal/nrcs/main/soils/health/>
- 13) Teague, W.R., S. L. Dowhower, S.A. Baker, N. Haile, P.B. DeLaune and D.M. Conover. 2011. Grazing management impacts on vegetation, soil biota and soil chemical, physical and hydrological properties in tall grass prairie. *Agriculture, Ecosystems and Environment*. 141:310-322. Doi:10.1016/j.agee.2011.03.009
- 14) Nichols, K. 2017. Presentation at Land Stewardship Project Soil Health meeting in St. Charles, Minn. 2/15/2017. Then as chief scientist with Rodale Institute.
- 15) DeVore, B. 2019. *Renting It Out Right: A Hilltop View of the Land's Potential*. Land Stewardship Project Blog. 6/20/2019. <https://landstewardshipproject.org/posts/blog/1208>
- 16) DeLonge, M. 2017. *Reintegrating Land and Livestock: Agroecological Solutions to Beef System Challenges*. Union of Concerned Scientists. www.ucsusa.org/landandlivestock
- 17) Chambers, A., R. Lal and K. Paustian. 2016. Soil carbon sequestration potential of US cropland and grasslands: Implementing the 4 per Thousand Initiative. *Journal of Soil and Water Conservation*. 71(3):68A-074A.
- 18) MPCA (Minnesota Pollution Control Agency). 2014. *The Minnesota Nutrient Reduction Strategy*. September 2014. wq-s1-80. <https://www.pca.state.mn.us/water/nutrient-reduction-strategy>
- 19) ISU (Iowa State University). 2013. *Iowa Nutrient Reduction Strategy*. With Iowa Department of Agriculture and Land Stewardship, Iowa Department of Natural Resources. <http://www.nutrientstrategy.iastate.edu/documents>
- 20) LSP (Land Stewardship Project). 2015. *Chippewa 10% Project Overview*. 3 pages. 12/1/15. Land Stewardship Project and Chippewa River Watershed Project. Contact George Boody, LSP, 612-722-6377.
- 21) Berry, W. 2015. Farmland Without Farmers. *The Atlantic*. March 9, 2015. <https://www.theatlantic.com/national/archive/2015/03/farmland-without-farmers/388282/>
- 22) Taylor, B. 2017. *Sequestering Carbon in the Soil: Addressing the Climate Threat. Summary Report from May 3-5, 2017 Conference, Chantilly, France*. Conference produced by Breakthrough Strategies and Solutions. 30 pp. <https://static1.squarespace.com/static/5c3780907c9327dc2a2e8c64/t/5cb4aeaf7817f7b49d8df17f/1555345078008/Final+Report+-+Sequestering+Carbon+in+Soil+-+word.pdf>
- 23) Brown, G. 2014. *Holistic regeneration of our lands: a Producer's Perspective*. Presentation transcribed by Dr. Stephanie Seneff. See <https://www.renewablefarming.com/index.php/gabe-and-paul-brown-ranchers-show-how-to-renew-soil-life> transcribed copy and YouTube link. November 2014 at the Idaho Center for Sustainable Agriculture.
- 24) Machmuller, M. B., Kramer, M. G., Cyle, T. K., Hill, N., Hancock, D., & Thompson, A. 2015. Emerging land use practices rapidly increase soil organic matter. *Nature Communications*, 6. doi:10.1038/ncomms7995
- 25) Abdalla, M., A. Hastings, D.R. Chadwick, D.L. Jones, C.D. Evans, M.B. Jones, R. M. Rees and P. Smith. 2017. Critical review of the impacts of grazing intensity on soil organic carbon storage and other soil quality indicators in extensively managed grasslands. *Agriculture, Ecosystems and Environment*. <http://dx.doi.org/10.1016/j.agee.2017.10.023>
- 26) Conant, R.T, J. Six and K. Paustian. 2003. Land use effects on soil carbon fractions in the southeastern United States. I. Management intensive versus extensive grazing. *Biology and Fertility of Soils* (2003) 38:386–392
- 27) Project Drawdown. 2018. *Managed Grazing Technical Summary* <https://www.drawdown.org/solutions/food/managed-grazing>
- 28) Teague, R.W. 2017. "Managing Grazing to Regenerate Soil Health and Farm Livelihoods" Presentation at Conference: Sequestering Carbon in Soil. Paris, 6th May, 2017. By permission of author.

Citations

- 29) Wang, T and W. R. Teague, S. C. Park and S. Bevers. 2015. GHG Mitigation Potential of Different Grazing Strategies in the United States Southern Great Plains." *Sustainability*, 7:13500-13521. doi:10.3390/su71013500
- 30) Rowntree, J. E., R. Ryals, M.S. DeLonge, W.R. Teague, M.B. Chiavegato, P. Byck, T. Wang, S. Xu. 2016. Potential mitigation of Midwest grass-finished beef production emissions with soil carbon sequestration in the United States of America. *Future of Food: Journal on Food, Agriculture and Society* 4(3): 31-38 <https://asu.pure.elsevier.com/en/publications/potential-mitigation-of-midwest-grass-finished-beef-production-em>
- 31) Project Drawdown. 2018. *Silvopasture Technical Summary*. <https://www.drawdown.org/solutions/food/silvopasture>
- 32) Paustian, K, J., Lehmann, S. Ogle, D. Reay, G. P. Robertson and P. Smith. 2016. Climate-smart soils. *Nature*. 532 (49-57).
- 33) Rotz, C. A., Soder, K. J., Skinner, R. H., Dell, C. J., Kleinman, P. J., Schmidt, J. P., and Bryant, R. B. 2009. Grazing can reduce the environmental impact of dairy production systems. *Forage and Grazinglands* doi:10.1094/FG-2009-0916-01-RS.
- 34) Olson, K., S.A. Ebelhar and J.M. Lang. 2014. Long-Term Effects of Cover Crops on Crop Yields, Soil Organic Carbon Stocks and Sequestration. *Open Journal of Soil Science*, 2014 (4): 284-292. Published online August 2014 <http://dx.doi.org/10.4236/ojss.2014.48030> .
- 35) Tellatin, S. and R. Myers. 2018. *Cover Crops and Carbon Sequestration, Cover Crop Series: Cover Crop Facts*. Sustainable Agriculture Research and Education Program (SARE). July 2018.
- 36) Rodale, T., J. LaSalle, and P. Hepperly. 2008. *Regenerative Organic Farming: A Solution to Global Warming*. Rodale Institute report.13 pp
- 37) Rodale Institute. 2014. *Regenerative Organic Agriculture and Climate Change: A Down-to-Earth Solution to Global Warming*. <https://rodaleinstitute.org/wp-content/uploads/rodale-white-paper.pdf>
- 38) Project Drawdown 2018. *Conservation Agriculture Technical Summary*. <https://www.drawdown.org/solutions/food/conservation-agriculture> Accessed 9/11/19
- 39) Heins, B. 2017. *Generation, Storage, and Utilization of Solar Energy*. Environment and Natural Resources Trust Fund (ENRTF) M.L. 2017 LCCMR Work Plan. https://www.lccmr.leg.mn/projects/2017/work_plans_june/2017_07c.pdf
- 40) Scurlock, E.J. 2014. *BRE (2014): Agricultural Good Practice Guidance for Solar Farms*. National Farmers Union, BRE National Solar Centre. 8 pp. www.bre.co.uk/nsc
- 41) Pelletier, N., R. Pirog, and R. Rasmussen. 2010. Comparative life cycle environmental impacts of three beef production strategies in the Upper Midwest United States. *Agricultural Systems* 103:380-389. doi:10.1016/j.agsy.2010.03.009.
- 42) Shaw, D. and S. Rhees. 2019. *Climate Change Trends and Action Plan*. September 2019. Board of Water and Soil Resources. https://bwsr.state.mn.us/practices/climate_change/index.html Accessed 10/12/19.
- 43) Minnesota Department of Agriculture. 2018. *Bulletin May 1, 2018*. <https://content.govdelivery.com/accounts/MNMDA/bulletins/1ea2ce>
- 44) Center for Climate Strategies, Inc. 2016. Chapter XVI. *Appendix F-4. Agriculture Policy Option Recommendations*. *Minnesota Climate Strategies and Economic Opportunities*, CSEO Policy Option Documentation. March 2016. Minnesota Environmental Quality Board. <https://www.eqb.state.mn.us/content/climate-change>
- 45) Ciborowski, P. 2019. *Greenhouse Gas Reduction Potential of Agricultural Best Management Practices*. October 1, 2019. Minnesota Pollution Control Agency (MPCA). <https://www.pca.state.mn.us/sites/default/files/p-gen4-19.pdf>
- 46) United States Department of Agriculture (USDA). 2017. *2017 Census of Agriculture Table 1: State Summary Highlights*, page 258; Table 43: Selected Practices page 661; Table 47: Land Use Practices by Size of Farm, page 42. https://www.nass.usda.gov/Publications/AgCensus/2017/index.php#subject_series
- 47) National Agriculture Statistics Service. 2018. *2017 Census of Agriculture State Profile for Minnesota*. United States Department of Agriculture. www.nass.usda.gov/AgCensus
- 48) USDA (United States Department of Agriculture). 2010. *National Resources Inventory. 2010. Summary*. https://www.nrcs.usda.gov/Internet/FSE_DOCUMENTS/stelprdb1167354.pdf
- 49) Minnesota Department of Natural Resources. 2019. *Why we need CRP*. <https://www.dnr.state.mn.us/crp/index.html>
- 50) Project Drawdown. 2018. *Regenerative Agriculture Technical Summary*. <https://www.drawdown.org/solutions/food/regenerative-agriculture>
- 51) Matsumoto, N. 2019. Is grass-fed beef really better for the planet? Here's the science. *MPR News*, 8/13/19. <https://www.mprnews.org/story/2019/08/13/npr-is-grass-fed-beef-really-better-for-the-planet-heres-the-science>
- 52) Dickrell, J. 2018. Solar Panels Double as Summer Cow Shades. September 11, 2018. <https://wcroc.cfans.umn.edu/news/solar-shading>. Originally appeared in *Dairy Herd Management*
- 53) West Central Research and Outreach Center (WCROC). 2019. Discussions of herd size. <https://wcroc.cfans.umn.edu/organic-dairy>. Accessed 10/15/19
- 54) West Central Research and Outreach Center (WCROC). 2019. *Discussions of research projects* <https://wcroc.cfans.umn.edu/research-projects/dairy/why-grass-matters>. Accessed 10/16/19
- 55) Minnesota Pollution Control Agency (MPCA). 2014. *The Minnesota Nutrient Reduction Strategy*. Wq-S1-80. September 2014. www.pca.state.mn.us/sites/default/files/wq-s1-80.pdf. Accessed 2/12/19
- 56) Minnesota Pollution Control Agency (MPCA). 2015. *South Metro Mississippi River Total Suspended Solids TMDL*. <https://www.pca.state.mn.us/sites/default/files/wq-iw9-12e.pdf>. wq-iw9-12e. Accessed 10/1/19
- 57) Javens, E. and C. McCutcheon. 2015. Chippewa 10 Percent Scenario Model. RESPEC. <https://landstewardshipproject.org/chippewa10reports-posterspresentations>
- 58) Boody G., B. Vondracek, D.A. Andow, M. Krinke, J. Westra, J. Zimmerman and P. Welle. 2005. Multifunctional Agriculture in the United States. *BioScience*. 55(1):27-38. https://landstewardshipproject.org/repository/1/264/multiagu_s_peer.pdf
- 59) Iowa Department of Agriculture and Land Stewardship. 2014. *IOWA NUTRIENT REDUCTION STRATEGY A science and technology-based framework to assess and reduce nutrients to Iowa waters and the Gulf of Mexico*. September 2014. Also included Iowa Department of Natural Resources and the Iowa State University College of Agriculture and Life Sciences. 207 pp. <http://www.nutrientstrategy.iastate.edu>
- 60) Illinois Environmental Protection Agency. *Illinois Nutrient Loss Reduction Strategy*. November 2014. Also included Illinois Department of Agriculture. 164 pp. <https://www2.illinois.gov/epa/Documents/iepa/water-quality/watershed-management/nlrs/nlrs-final-revised-093115.pdf>.

Citations

- 61) Liebman, M.Z., M.J. Helmers, L.A. Schulte-Moore, C.A. Chase. 2013. Using biodiversity to link agricultural productivity with environmental quality: Results from three field experiments in Iowa. *Renewable Agriculture and Food Systems* 28(2):115-128. http://lib.dr.iastate.edu/abe_eng_pubs/373
- 62) Minnesota Environmental Quality Board (EQB). 2015. *Beyond the Status Quo: 2015 EQB Water Policy Report*. St. Paul. 44 pp. <https://www.eqb.state.mn.us/content/water>
- 63) Minnesota Pollution Control Agency (MPCA) 2016. *Chippewa River Watershed Restoration and Protection Strategy (WRAPS) Report*. Also drafted by Chippewa River Watershed Project. wq-ws4-24a <https://www.pca.state.mn.us/water/watersheds/chippewa-river>
- 64) Minnesota Pollution Control Agency (MPCA). 2016. *Chippewa River Watershed Total Maximum Daily Load*. wq-iw7- 42b. Also drafted by Chippewa River Watershed Project. <https://www.pca.state.mn.us/water/watersheds/chippewa-river>
- 65) Rhees, S. and D. Weirens. 2018. "Working Lands Watershed and Restoration Feasibility and Program Plan." Report to the Minnesota Legislature, St. Paul: Minnesota Board of Water and Soil Resources, 38-48. Accessed 2/28/18. <https://bwsr.state.mn.us/planning/WLWRP/wlwrp.html>
- 66) Park, J.Y., S. Ale, W.R. Teague and S.L. Dowhower. 2017. Simulating hydrologic responses to alternative grazing management practices at the ranch and watershed scales. *Journal of Soil and Water Conservation*. 72(2):102-121. doi:10.2489/jswc.72.2.102.
- 67) Sovell, L.A., B. Vondracek, J.A. Frost and K.G. Mumford. 2000. Impacts of Rotational Grazing and Riparian Buffers on Physiochemical and Biological Characteristics of Southeastern Minnesota, USA, Streams. *Journal of Environmental Management*. 26(6): 629-641.
- 68) Minnesota Pollution Control Agency (MPCA). 2006. *Revised Regional Total Maximum Daily Load Evaluation of Fecal Coliform Bacteria Impairments in the Lower Mississippi River Basin in Minnesota*. wq-iw9-02. 123 pp. <https://www.pca.state.mn.us/sites/default/files/wq-iw9-03b.pdf>
- 69) Minnesota Agricultural Water Quality Certification Program 2018. *MAWQCP Insider*
- 70) Undersander, D., B. Albert, D. Cosgrove, D. Johnson and P. Peterson. 2002. *Pastures for Profit: A Guide to Rotational Grazing*. A3539. University of Wisconsin Extension and University of Minnesota Extension. 43 pp. <https://learningstore.extension.wisc.edu/products/pastures-for-profit-a-guide-to-rotational-grazing-p96>
- 71) Minnesota Department of Natural Resources (DNR). 2017. *Minnesota Prairie Conservation Plan 2nd edition*. https://www.isoheg.mn/materials/17_Mtg/Dec_Item6_Prairie_Plan_Update.pdf
- 72) Friedman, L. 2019. What Is the Green New Deal? A Climate Proposal, Explained. *The New York Times*. February 21, 2019. <https://www.nytimes.com/2019/02/21/climate/green-new-deal-questions-answers.html>
- 73) Citizens' Climate Lobby. 2019. *Carbon Fee and Dividend*. From website. <https://citizensclimatelobby.org/basics-carbon-fee-dividend/>
- 74) Australian Government. (undated). *Emissions Reduction Fund: Eligible Activities*. Available: <http://www.environment.gov.au/climatechange/government/emissions-reduction-fund/methods>. Accessed 16 May 2018.
- 75) de Silva, G., J. Fain and B. Kittler. 2018. *Pricing Carbon in Oregon: Agricultural Offset Protocols*. Issue Brief, June 2018. Pinchot Institute for Conservation. http://www.pinchot.org/PDFs/CarbonPolicy_EnPric.pdf Accessed 8/28/19
- 76) American Carbon Registry (ACR). (2014). *Methodology for Grazing Land and Livestock Management*. Available: https://americancarbonregistry.org/carbon-accounting/standards-methodologies/grazing-land-and-livestock-management-gllmghgm methodology/framework-gllm_with-cover.pdf. Accessed 3/5/18
- 77) Indigo Ag, Inc. 2019. *Earn Income for Enriching Your Soil*. <https://www.indigoag.com/for-growers/indigo-carbon>
- 78) Ecosystem Services Market Consortium. 2019. *Growing resilience in agriculture*. <https://ecosystemservicesmarket.org>. Accessed 10/28/19
- 79) Nori. 2019. *Nori: A blockchain-based marketplace for removing carbon dioxide from the atmosphere*. White paper Version 3.0.1 — Last updated: February 18, 2019. <https://nori.com/resources/white-paper>
- 80) Wang, T. 2019. *Rotational Grazing Benefits: South Dakota Producer Perceptions*. Feb 25, 2019. <https://extension.sdstate.edu/rotational-grazing-benefits-south-dakota-producer-perceptions>
- 81) Janssen, L., B. McMurtry, M. Stockton, A. Smart and S. Clay. 2015. *An Economic Analysis of High-Intensity, Short-duration Grazing Systems in South Dakota and Nebraska*. Selected paper prepared for presentation at the 2015 Agricultural & Applied Economics Association and Western Agricultural Economics Association Annual Meeting, San Francisco, CA, July 26–28.
- 82) van Elzakker, P. 2013. Grazing-based dairying: How the U.S. compares to other countries. *Progressive Dairy*, September 2013. <https://www.progressivedairy.com/topics/feed-nutrition/grazing-based-dairying-how-the-us-compares-to-other-countries>
- 83) Sustainable Agriculture Research and Education Program. 2019. *Cover Crop Economics: Opportunities to Improve Your Bottom Line in Row Crops*. See Tables 4 and 5. United States Department of Agriculture. <https://www.sare.org/Learning-Center/Bulletins/Cover-Crop-Economics>
- 84) Williams, A., W. King and E. Spratt. 2019. Benefits of Planting and Grazing Diverse Cover Crops. Technical Bulletin. Pasture Project. <http://pastureproject.org/wp-content/uploads/2018/12/Grazing-Cover-Crops-Technical-Bulletin-FINAL.pdf>
- 85) Sustainable Agriculture Research and Education Program. 2019. *Cover Crop Economics: Opportunities to Improve Your Bottom Line in Row Crops*. See Tables 4 and 5. United States Department of Agriculture. <https://www.sare.org/Learning-Center/Bulletins/Cover-Crop-Economics>
- 86) Arbuckle, G. 2019. *Iowa Farm and Rural Life Poll: Summary 2018*. Iowa State University Extension and Outreach. SOC 3090. May 2019. 16 pp.
- 87) Frerick, A. 2019. To Revive Rural America, We Must Fix Our Broken Food System: America's agricultural system has become extractive, and more and more of the profits are flowing to a few. February 27, 2019, *American Conservative*. https://www.theamericanconservative.com/articles/to-revive-rural-america-we-must-fix-our-broken-foodsystem/?fbclid=IwAR02s0jwSs6Zlls_fbdK9C8LhXMAtp1mTxRUZWTi3uKII53rK-LyyPqmTHHY
- 88) Schaffer, H.D. and D.E. Ray. 2019. Farmers Who Produce the Most Receive the Most. *Agri News*. Oct 3, 2019. pA-6
- 89) Belz, A. 2019. Minnesota farmers kick around big ideas to save small dairies from CAFO growth. April 22, 2019. *Star Tribune*. <http://www.startribune.com/minnesota-farmers-kick-around-big-ideas-to-save-small-dairies/508878722/>
- 90) Drake, T. 2011. Maine's Dairy Relief Program. *Maine Policy Review*. 20 (1) Maine's Food System <https://digitalcommons.library.umaine.edu/mpr>

Citations

- 91) Cheung, R. and P. McMahon. 2017. *Back To Grass: The Market Potential For U.S. Grass-fed Beef*. Stone Barns Center for Food and Agriculture. 57 pp. <https://www.stonebarnscenter.org/blog/future-grassfed-beef-green/>
- 92) Baltussen, W., T. Achterbosch, E. Arets, A. de Blaeij, N. Erlenborn, V. Fobelets, P. Galgani, A. De Groot, Ruiz, R. Hardwicke, S.J. Hiemstra, P. van Horne, O. A. Karachalios, G. Kruseman, R. Lord, W. Ouweltjes, M. Tarin Robles, T. Vellinga, L. Verkooijen. 2017. *Valuation of livestock eco-agri-food systems: poultry, beef and dairy*. Wageningen, Wageningen University & Research, Truecost & True Price, publication 2017-039. <http://dx.doi.org/10.18174/420536>
- 93) Cheung, R. and P. McMahon. 2017. “Back To Grass: The Market Potential For U.S. Grass-fed Beef. Stone Barns Center for Food and Agriculture. 57 pp. <https://www.stonebarnscenter.org/blog/future-grassfed-beef-green/>
- 94) Lilliston, B. 2018. *Stop Meat Companies from Rigging the Grass-Fed Market*. Blog. Institute for Agriculture and Trade Policy. <https://www.iatp.org/blog/stop-companies-rigging-grass-fed-market>
- 95) Holden, R. 2018. Grass-Fed Beef Loses Its Luster. *Forbes*, January 13, 2018. <https://www.forbes.com/sites/ronaldholden/2018/01/13/grass-fed-beef-loses-its-luster/#622e326a14dd> Accessed 5/16/19
- 96) Rofshus, C. 2017. *Minnesota River continues to suffer in water quality despite some improvements*. <https://www.pca.state.mn.us/news/minnesota-river-continues-suffer-water-quality-despite-some-improvements>
- 97) The Economics of Ecosystems and Biodiversity (TEEB). 2018. *TEEB for Agriculture & Food: Scientific and Economic Foundations*. Geneva: UN Environment. http://teebweb.org/agrifood/wp-content/uploads/2018/06/foundations_vJun4.pdf Accessed 6/18/19
- 98) McGuire, S., S. Posner and H. Haake. 2012. Measuring Prosperity: Maryland’s Genuine Progress Indicator. *Solutions for a Sustainable and Desirable Future*. Volume 3: Issue 2: Page 50-58: Apr 09, 2012 <https://www.researchgate.net/publication/285129014>
- 99) Minnesota House of Representatives. 2019. H.F. No.1662: A bill to prepare and deliver a Genuine Progress Indicator. 3/27/2019. https://www.revisor.mn.gov/bills/text.php?number=HF1662&session=ls91&version=latest&session_number=0&session_year=2019
- 100) Herre, T. 2017. *Summary of State Efforts to Promote Healthy Soils and Soil Carbon Sequestration. Breakthrough Strategies and Solutions*. Conference call notes prepared by Taylor Herren, Breakthrough Strategies & Solutions, 8/9/17. <https://regenerationinternational.org/2017/08/09/summary-state-efforts-promote-healthy-soils-soil-carbon-sequestration>
- 101) Hovorka, D. 2019. *State & Local Soil Health Strategies: Building Soil Health Policy from the Ground Up*. Izaak Walton League of America. <https://www.iwla.org/docs/default-source/conservation-docs/agriculture-documents/state-soil-health-policies.pdf?sfvrsn=2>
- 102) Land Stewardship Project, Soil Builders’ Network Fact Sheet. 2018. “Financial Analysis of Cow-Calf Grazing: Why Shifting to Managed Rotational Grazing Can Make Sense for Your Profits & Improve Soil Health.” <https://landstewardshipproject.org/repository/1/3046/financial-grazing-fact-sheet-oct-2019.pdf>
- 103) *Land Stewardship Letter*. No. 2, 2019, pages 8-9. “Carbon’s Crisis Management Potential.” Land Stewardship Project. <https://landstewardship-project.org/about/landstewardshipletter/no22019landstewardshipletter>
- 104) DeVore, B. 2018. *Wildly Successful Farming: Sustainability and the New Agricultural Land Ethic*. University of Wisconsin Press. 205 pp. <https://uwpress.wisc.edu/books/5621.htm>
- 105) *Land Stewardship Letter*. No. 4, 2017, pages 12-13. “Rotating in a New Generation.” Land Stewardship Project. <https://landstewardshipproject.org/about/landstewardshipletter/no42017landstewardshipletter>
- 106) Fuhrer, J. 2019. *5 Principles of Soil Health*. USDA Natural Resources Conservation Service, North Dakota. www.nrcs.usda.gov/wps/portal/nrcs/main/nd/soils/health
- 107) LSP (Land Stewardship Project). 2019. *Conservation Leases Toolkit*. A resource of fact sheets, templates and other resources related to developing conservation leases. <https://landstewardshipproject.org/stewardshipfood/conservationleases>
- 108) Van Steyn, T. 2010. *Methane Digesters* A senior project. Cal Poly, <https://digitalcommons.calpoly.edu/cgi/viewcontent.cgi?article=1046&context=dscisp>

Farming to Capture Carbon & Address Climate Change Through Building Soil Health

**How Well-Managed Grazing & Continuous Living
Cover Benefit the Climate, Our Waters, Farmers &
Taxpayers Through Improved Soil Health**



**This Land Stewardship Project (LSP) White Paper is Available at
www.landstewardshipproject.org/carbonfarming**

For more information, contact LSP at 612-722-6377